



POLYURETHANE STOOL MODEL 4003

ASSEMBLY INSTRUCTIONS

877-263-5737
www.buzzseating.com

IN THE BOX COMPONENTS



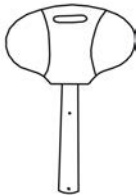
Base



Caster (Qty. 5)



Cylinder



Seat Back



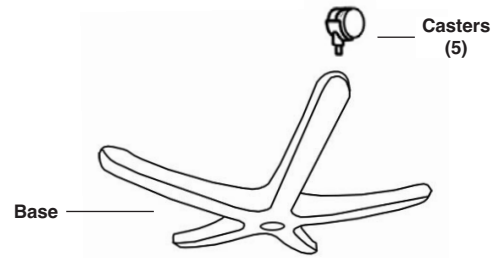
Seat



Footring

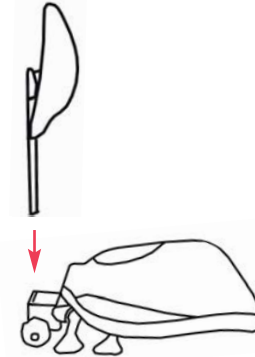
STEP 1

Insert 5 casters into base, push hard until you feel or hear the caster snap into place.



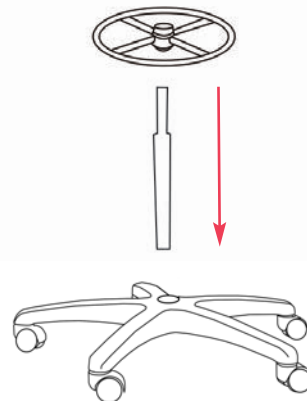
STEP 2

Slide steel back bar into slot on rear of seat control and tighten.



STEP 3

Place tapered end of cylinder into base. **BEFORE PLACING TAPERED END OF CYLINDER INTO BASE COMPLETELY LOOSEN PLASTIC SLEEVE AT BOTTOM OF FOOTRING BY TURNING COUNTER-CLOCKWISE.** Slide footing onto cylinder. Set at desired position. Hold cylinder with one hand and hold footing with other. Turn footing clockwise to tighten.



STEP 4

Place assembled seat on top of cylinder and apply downward pressure.

