



# POLYURETHANE STOOL ASSEMBLY INSTRUCTIONS

877-263-5737  
www.buzzseating.com

## IN THE BOX COMPONENTS



Base



Caster (Qty. 5)



Cylinder



Back  
with J Bar



Seat



Footring



Knob



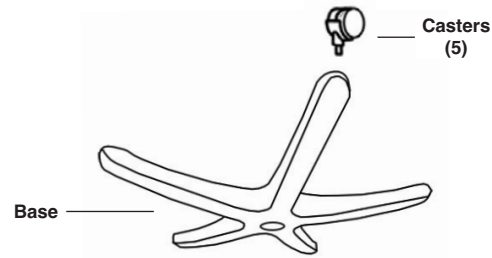
Lock Washer (Qty. 1)



Flat Steel Washer (Qty. 1)

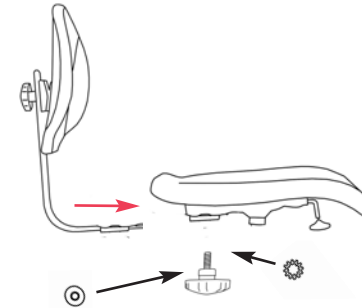
## STEP 1

Insert 5 casters into base, push hard until you feel or hear the caster snap into place.



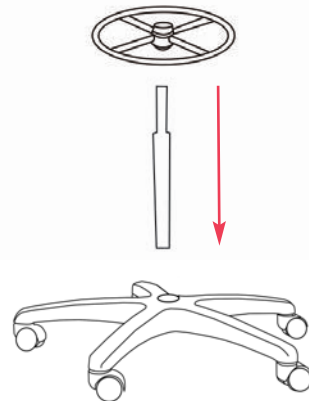
## STEP 2

Slide J Bar into seat. Attach with knob using the flat steel washer first and lock washer second.



## STEP 3

Place tapered end of cylinder into base. Slide footring onto cylinder. Set at desired position. Hold cylinder with one hand and hold footring with other. Turn footring clockwise to tighten.



## STEP 4

Place assembled seat on top of cylinder and apply downward pressure.

