

BUZZSeating

Quality-Made, Certified-Green Office Chairs



PRICE LIST

US EDITION

JANUARY 2026

TABLE OF CONTENTS

EXECUTIVE TASK CHAIRS

Brella	12
Leather On Demand	31-32

HEAVY-DUTY TASK CHAIRS

Big & Tall	8-11
Pronto 24/7	56-59
Shield Law Enforcement Chair	66-67

MESH-BACK TASK CHAIRS

Cloud Chair	15
Dapper	18-19
Dandy	17
Keen	30
Melo Task	36-37
Melo Basic	35
Nifty	38
Pronto Mesh/Heavy Duty	60
Rika - Upholstered Seat/Mesh Back	62
Rika - Mesh Seat/Mesh Back	63
Rika - Leather Seat/Mesh Back	64
Rumor	65

PARTS/ACCESSORIES

Accessories	70
Arm Options	69
Arm Pad Options	70
Caster Options	69
Parts List	71-72

PRONTO SERIES

Bantam	40-43
Petite	44-47
Midback	48-51
Highback	52-55
24/7 Midback	56-57
24/7 Highback	58-59
24/7 Mesh-Back	60
Sit Stand	61

SIDE CHAIRS

Caboodle Nesting Chair	14
Flite 2.0 Stacking Chair	20-21
Jem	24
Jem+3	25
Jem+6	26
Lineup Nesting Chair	33
Melo Side Chair	34

SMALL FOOTPRINT TASK CHAIRS

Dandy	17
Snap	68

SPECIALITY STOOLS/URETHANE

General Purpose/Medical/Dental	22-23
Polyurethane	3
Pronto Sit Stand	61

STOOLS

Brella	13
Cloud	16
Jem	27-29
Melo Task	36-37
Nifty	38
Pronto Petite	44-45
Pronto Midback	48-49
Pronto Highback	52-53
Pronto 24/7 Midback	56-57
Pronto 24/7 Highback	58-59
Pronto Mesh Heavy Duty	60
Rika - Upholstered Seat/Mesh Back	62
Rika - Mesh Seat/Mesh Back	63
Snap	68

OTHER

COM Instructions (Customer's Own Material)	6
COM Form (Customer's Own Material)	7
GSA Contract	3
Index (Alphabetical)	73
Terms & Conditions	4-5

GSA CONTRACT



GSA Contract No. GS-28F-0040U

TIN# 03-053-1579

SIN# 33721

Schedule MAS Office Furniture

Contract Period: September 01, 2008 – August 31, 2028

Business Size: Small

- 1a. Special Item Numbers Awarded:
33721 Multipurpose Seating
33721 Stacking Chairs
- 1b. Lowest Priced Item:
33721 PRB01 \$535.00
33721 FL00 \$395.00
- 1c. Hourly rates:
Not Applicable
2. Maximum order:
\$250,000.00
3. Minimum order:
\$100.00
4. Geographic coverage:
The 48 contiguous states and the District of Columbia,
Alaska, Hawaii, Puerto Rico, and the Virgin Islands
5. Point of production:
Cincinnati, OH and Cambridge, ON
6. Discount from list:
[Contact Customer Service](#)
7. Quantity discounts:
[Contact Customer Service](#)
8. Prompt payment terms:
Net 30 Days
- 9a. Notification that government purchase cards are accepted
or not accepted above the micro-purchase threshold
Yes-Credit Cards accepted-Visa and Mastercard
- 9b. Notification whether government purchase cards are
accepted or not accepted above the micro-purchase
threshold
Yes-Credit Cards accepted-Visa and Mastercard
10. Foreign items:
None
- 11a. Time of delivery:
14 days after receipt of order
- 11b. Expedited delivery:
Available on all products-Contact Factory
- 11c. Overnight and 2-day delivery:
Available on all products-Contact Factory
- 11d. Urgent requirements:
As per clause I-FSS-100 A, to effect a faster delivery,
please contact the local dealer or factory
12. F.O.B. points:
Destination/CONUS, within the 48 contiguous states and
the District of Columbia. Port of embarkation for delivery
to Alaska, Hawaii, Puerto Rico and the Virgin Islands
- 13a. Ordering address:
Buzz Seating, Inc.
4774 Interstate Drive
Cincinnati, OH 45246
Tel: (877) 263-5737
Fax: (513) 772-7328
Email: customerservice@buzzseating.com
Authorized dealer should be noted on order
- 13b. Ordering procedures:
For supplies and services, the ordering procedures,
information on Blanket Purchase Agreements (BPA's) are
found in Federal Acquisition Regulation (FAR) 8.405-3
14. Payment address:
Buzz Seating, Inc.
PO Box 31379
Cincinnati, OH 45231
Tel: (877) 263-5737
Fax: (513) 772-7328
15. Warranty provisions:
Buzz Seating offers a lifetime warranty against
manufacturer's defects on components and 5 years on
fabric and foam
16. Export packing charges:
Quoted on request
17. Terms and conditions of government purchase card
acceptance:
A. Credit card number
B. Credit card expiration date
C. Individual's name as it appears on credit card & CVC code
D. Telephone number to whom credit card is issued
18. Terms and conditions of rental, maintenance and repair:
Not applicable
19. Terms and conditions of installation:
Contact Factory
20. Terms and conditions of repair parts:
Contact Factory
- 20a. Terms and conditions for any other services:
Contact Factory
21. Servicing Dealers:
Available upon request
22. List of participating dealers:
Available upon request
23. Preventive maintenance:
Contact Factory
- 24a. Special attributes such as environmental attributes:
Not Applicable
- 24b. Not Applicable
25. Unique Entity Identifier (UEI): USUQSLEY3MNN3
26. Central Contractor Registration:
Buzz Seating, Inc. is registered and current in The System
for Award Management (SAM.gov)

TERMS & CONDITIONS

By becoming an authorized dealer or placing an order with our company, you hereby acknowledge and agree to be bound by our full terms and conditions.

Prices

All prices are suggested manufacturer's list and are subject to change without notice.

Shipping Cartons/Blanket Wrap

All products are delivered in a box and assembly may be required. Blanket wrapped shipments can be prearranged with Customer Service for full truckload quantities only. Additional fees may apply.

Freight Terms & Claims

All shipments are subject to the standard freight program which requires a minimum of twelve (12) chairs shipping at the same time to the same location for free freight, or \$25 net per chair when ordering eleven (11) or fewer to the contiguous 48 United States. Prepaid freight is based upon standard ground shipments. Additional charges may apply for any special delivery requests such as inside or residential delivery, limited access or liftgate service. Buzz Seating reserves the right to determine the most economical shipment method and is not responsible for delays that may occur during transit. If any delivered product arrives damaged or missing parts, Buzz Seating must be notified within fourteen (14) calendar days of receipt of product. Purchaser waives any right to claim damage or missing parts and incurred charges will be the responsibility of the receiver for claims received after fourteen (14) calendar days.

Product Design

Buzz Seating reserves the right to make changes in design or material to discontinue products and/or change components at its discretion. Chair dimensions are often interpreted differently depending upon the manner in which measured. Actual dimensions can vary slightly depending on model and options selected.

To Order

Specify model number and all other applicable information on a purchase order. Orders will be immediately acknowledged identifying the products ordered, price and scheduled ship date. Customers are responsible to review order acknowledgments for accuracy. Please note that verbal orders cannot be accepted.

Changes and Cancellations

Orders that have entered any stage of production cannot be canceled without penalty. Order changes must be in writing and, upon review, a decision will be made if the change can be accepted and/or calculation of applicable or additional costs or fees due to change(s).

Returns

Authorization for return must be requested and approved by Buzz Seating prior to the return of the product. Returns are subject to a 35% restocking charge of the net sale and applicable shipping costs. Unauthorized returns will not be accepted.

Shipping Terms

Orders are shipped as soon as possible or as requested by the purchaser. Factors such as quantity or fabric selection can affect shipping schedules. Buzz Seating is not responsible or liable for any financial consequences resulting from production, shipping or delivery delays.

CAL 117-2013 and CAL 133

Buzz Seating's entire line meets CAL 117-2013 fire standards. CAL 133 is available on some models. Burn certificates available upon request. Check with Customer Service for additional information.

Authorized Dealer Requirement

The Company reserves the right to determine, in its sole discretion, whether to appoint an applicant as a dealer. To become an authorized Buzz Seating dealer, a dealer must be willing and able to provide full dealer services to the end user, including, but not limited to, design, product demonstrations, on-site installation, delivery, repairs, service, and warranty work. Additionally, Buzz Seating reserves the right to designate and authorize a dealer of record of its choice as it relates to a specific project, order or contract.

e-commerce

Buzz Seating reserves the right to restrict e-commerce sales of its products. Dealers are required to receive written permission to promote, display and sell Buzz Seating products via e-commerce. Additionally, a minimum advertised price (MAP) program must be observed.

Credit Terms and Policy

Where credit has been established, terms are net 30 days. A service charge of 1-1/2% per month or the maximum allowed by law will be imposed on all past due accounts. New accounts are required to submit a dealer application before an order can be processed. A minimum 50% deposit is required with the first order. Initial orders of \$1,000 or less require full prepayment. Once credit has been established, deposits are only required based upon payment history, unusual circumstances, or large orders. Payments made by credit card are subject to a 4% fee.

Warranty

Buzz Seating warrants to the original purchaser that components and workmanship will be free from defects under normal use from the date of original purchase as described below. As the sole remedy under this warranty, the company will repair or replace, at its discretion, without charge to original purchaser only the defective products or parts as follows:

Components

LIFETIME WARRANTY which is the entire time owned by the original end user for all chair components including pneumatic cylinder, mechanism, base, and casters.

Upholstery and Foam

5 year warranty on upholstery and foam; 10 year warranty on mesh. COM is not covered under the Buzz Seating warranty.

Normal use is defined under this warranty as standard commercial use based upon the product being properly utilized in a typical office environment, 8 hours per day, 5 days per week, with a weight limit not to exceed specified chair model weight. See specific chair series price book pages for weight limits and/or amended warranty information.

Normal wear and tear is not warrantied. Damages from misuse, abuse, alterations, accident or negligence are not covered. Buzz Seating is not responsible for incidental or consequential damages. Any labor or travel cost regarding installation, service, or repairs are the full responsibility of the dealer. Orders processed by Buzz Seating are done so with unconditional and full acceptance by the purchaser of Buzz Seating's published terms, conditions, and warranties. Absent Buzz Seating's willful misconduct or gross negligence, Buzz Seating shall not be liable for any damages or loss arising from the products, including personal injury or damage to property.

Buzz Seating reserves the right to replace any discontinued product under warranty with an equal product of its choice. In the case that product design changes or component alterations do not permit an equal or similar product to be supplied, Buzz Seating reserves the right to resolve any warranty issue at its own discretion.

Except for the express representations and warranties set forth herein, Buzz Seating expressly disclaims and makes no warranties or representations, either express or implied on the products, including, but not limited to, any warranty of quality, design, condition, merchantability, or fitness for any purpose, or any warranty against patent infringement or latent defects. Except as expressly contained herein, all products are acquired as is, where is, with all faults, and without express or implied warranty of any kind.

Force Majeure

Buzz Seating shall not be liable for delay or failure to perform due to any event reasonably beyond its control, including but not limited to: fire, flood, strike, act of God, act of any governmental authority or of customer, riot, embargo, fuel or energy shortage, wrecks or delay in transportation, inability to obtain necessary labor, materials or manufacturing facilities from usual sources or failure of suppliers to meet their contractual obligations. In the event of a delay due to any such cause, Buzz Seating, at its sole discretion, may extend the date of delivery or time from completion as reasonably necessary to overcome the effect of such delay, to allocate any available supply of goods in a manner it deems reasonable, or to cancel any order. Should a qualifying event occur, Buzz Seating will immediately notify the customer's authorized representative by phone and email.

Buzz Seating strives to utilize North American manufactured components and labor whenever possible.

**USMCA Compliant / TAA Compliant
MAS Certified Green
All products meet or exceed ANSI/BIFMA Standards**

©2003-2026 Buzz Seating, Inc. All rights reserved.

COM Instructions (Customer's Own Material)

COM Approval

All COM fabric must be approved for use by Buzz Seating. It is recommended that a full yard of sample upholstery be submitted for testing and approval prior to processing an order. Many upholsteries are already pre-approved and do not require sampling. Please check with Customer Service for direction.

Yardage Requirements

For plain, non-directional, solid color or non-patterned upholstery, please follow the yardage requirements printed in this price book for each chair; however orders of 10 chairs or more usually require less yardage due to upholstery yield. Some repeat or patterned upholstery may require additional yardage. Contact Customer Service for exact yardage requirements.

Production Scheduling and Shipping

COM fabrics will be scheduled into production upon receipt of the fabric at our plant location.

Submitting COM Upholstery

For identification purposes, it is important to reference the dealer's name and purchase order number on all upholstery rolls. Upholstery that requires special application or direction must be clearly explained by completion and submission of the form below. It is very important to follow all instructions listed regarding submission of COM upholstery.

Please Note

COM fabric will be inspected at our plant for quality issues. Buzz Seating will not be held responsible for defects, color, dye lot variations, or material flaws regarding COM fabric. Buzz Seating does not provide warranty for COM fabrics. Excess yardage will not be returned unless requested. A written request must be received at the time of order for return of excess COM yardage. Shipping charges are applicable.

Custom Upholstery Requests

Buzz Seating offers a graded-in program for many upholstery suppliers that is published on the website. For any COM not listed, contact Customer Service for direction. Buzz Seating assumes no liability or warranty for any COM material. Only upholstery specifically carded within the Buzz Seating program will retain the published warranty.

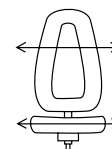
COM Form (Customer's Own Material)

Please Check One: ☐ Upholstery and form for pre-testing and approval only
 ☐ Upholstery and form for actual order

Name _____ Phone _____
Contact Person _____ Fax _____
Address _____ Email _____

Purchase Order Number _____
Chair Model _____
Qty Ordered _____
Yardage Required Per Chair _____
COM Mill Supplier _____
COM Upholstery Name/Number _____
COM Upholstery Color _____
Total Yardage Shipped _____

Please **circle** horizontal
or vertical for correct
upholstery direction
application:



Horizontal



Vertical

PLEASE CONTACT CUSTOMER SERVICE FOR ADDRESS TO SHIP COM UPHOLSTERY

NOTE Be sure to follow COM instructions on previous page

Top of Chair

Attach Upholstery Here

*(Place upholstery in the direction it should be applied to the chair.
If not returned with upholstery direction specified, factory will make judgment.)*

Bottom of Chair



- Heavy-duty components
 - Basic or full-function mechanism
 - 5-prong 27" nylon base
- Heavy-duty CC01-HD casters
 - CY02-HD2 height cylinder
- Built to last
 - Partial assembly required

350 lb. capacityAll prices are LIST

Model		Arm Options	Arm Pad Options (default pad in bold)	1	COM 2	Upholstery Grade			
						3	4	5	6
BC01 <i>basic task ratchet back</i>		armless	-	1195	1255	1285	1345	1405	1475
		DA drop away	BAP , BT	1320	1380	1410	1470	1530	1600
	Stool package available	AT/AW adj. T	BAP , BT	1320	1380	1410	1470	1530	1600
		AL adj. loop	-	1400	1460	1490	1550	1610	1680

350 lb. capacityAll prices are LIST

Model		Arm Options	Arm Pad Options (default pad in bold)	1	COM 2	Upholstery Grade			
						3	4	5	6
BC08 <i>multi-tilt ratchet back</i>		armless	-	1330	1390	1420	1480	1540	1610
		DA drop away	BAP , BT	1455	1515	1545	1605	1665	1735
		AT/AW adj. T	BAP , BT	1455	1515	1545	1605	1665	1735
		AL adj. loop	-	1535	1595	1625	1685	1745	1815

Most popular (recommended)350 lb. capacityAll prices are LIST

Model		Arm Options	Arm Pad Options (default pad in bold)	1	COM 2	Upholstery Grade			
						3	4	5	6
BC09 <i>multi-tilt ratchet back integrated seat slider</i>		armless	-	1375	1435	1465	1525	1585	1655
		DA drop away	BAP , BT	1500	1560	1590	1650	1710	1780
		AT/AW adj. T	BAP , BT	1500	1560	1590	1650	1710	1780
		AL adj. loop	-	1580	1640	1670	1730	1790	1860

Dimensions

Actual dimensions will vary depending on model and options selected.

seat width: 25"

seat depth: 23"

back width: 22"

back height: 23"-25.5"

seat height from floor (chair): 19"-24"

seat height from floor (stool): 24"-31"

Weight: approx. 49 lbs. (chair)

COM Requirements: 2 yards per chair



FREIGHT PROGRAM
11 or fewer \$25 net per chair
12 or more **free** shipping

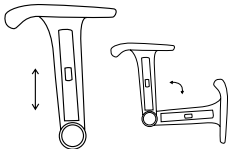
Mechanism Functions

Basic Task - Heavy Duty Version
(1 paddle)
Swivels 360°, pneumatic cylinder seat height adjustment, internal ratchet back height adjustment.

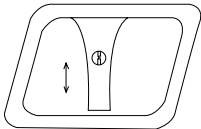
Multi Tilter - Heavy Duty Version
(3 paddles)
Swivels 360°, pneumatic cylinder seat height adjustment, seat and back tilt as unit, free floats in unlocked position, infinite position tilt lock, tilt tension control, internal ratchet back height adjustment, infinite back angle adjustment.

Multi Tilt w/Integrated Seat Slider - Heavy Duty Version
(4 paddles)
Swivels 360°, pneumatic cylinder seat height adjustment, seat and back tilt as unit, free floats in unlocked position, infinite position tilt lock, tilt tension control, internal ratchet back height adjustment, infinite back angle adjustment, side-activated sliding seat pan.

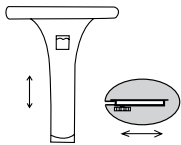
Arm Options



DA drop away



AL adj. loop arm (recommended)



AT/AW adj. T includes height and width adjustment

Arm Pad Options



BAP Buzz arm pad (default pad if none specified except for ATS)



BT bullet arm pad

Back Panel Options

- SB Standard upholstered back panel. (DEFAULT)
- BB Ballistic nylon back – recommended (no upcharge)
- BP Bumper back trim – recommended (no upcharge)
Choose from 6 colors. Refer to web site for selection.

Buzz Seating is not responsible for back panel wear or tear regardless of option chosen. For additional back wear protection, BB or BP is recommended. One option is provided without an additional upcharge. If both options are ordered a 45 list upcharge applies. Refer to web site for BP color selections.

DEFAULT IS SB UNLESS SPECIFIED OTHERWISE

Additional Options		
MODEL#		ADD
CAL133	California Technical Bulletin 133	165
GLBG	Stationary bell glides (set of 5)	45
HC01-HD	Hard floor casters (set of 5)	75
MSLC	Self-braking hard floor casters brake when unoccupied (set of 5)	75
MSRLC	Self-braking hard floor casters brake when occupied (set of 5)	75
FR20	“Sure Grip” footing only	100
SP-HD	Stool package (Rated for 350 lbs)	200

Warranty: Big & Tall Series

Standard published warranty terms and conditions apply with the following changes: 10 years on all components, 5 years on fabric and foam. If chairs are to be used for multi-shift applications which is defined as use exceeding 8 hours per day, 5 days per week, then multi-shift warranty applies: 5 years on components and 2 years on fabric and foam.

SHIPS IN 2 BOXES

TO ORDER, please specify:	model	arm	arm pad	fabric pattern	fabric color	fabric grade	price	options/cost	total price
EXAMPLE	BC08	AT/AW	BAP	DILLON	BLACK	1	1455	NO OPTION	1455

FREIGHT PROGRAM
11 or fewer \$25 net per chair
12 or more **free** shipping



BIG&TALLChair

Heavy-Duty 24/7 Multi-Shift

Lifetime Warranty



- Heavy-duty components
- Basic or full-function mechanism
- 6-prong 27" steel base

- Chair or stool
- Heavy-duty MSSHD casters
- CY02-SHD height cylinder

- Built to last
- Partial assembly required

Extended shipping time required.
*Ships in 2 boxes.

500 lb. capacity

All prices are LIST

Model	Arm Options	Arm Pad Options (default pad in bold)	1	COM 2	3	Upholstery Grade 4	5	6
BC01HD <i>basic task ratchet back</i>	armless	-	1650	1710	1740	1800	1860	1930
Stool package available	DA drop away	BAP , BT	1775	1835	1865	1925	1985	2055
	AT/AW adj. T	BAP , BT	1775	1835	1865	1925	1985	2055
	AL adj. loop	-	1855	1915	1945	2005	2065	2135

500 lb. capacity

All prices are LIST

Model	Arm Options	Arm Pad Options (default pad in bold)	1	COM 2	3	Upholstery Grade 4	5	6
BC08HD <i>multi tilter ratchet back</i>	armless	-	1785	1845	1875	1935	1995	2065
	DA drop away	BAP , BT	1910	1970	2000	2060	2120	2190
	AT/AW adj. T	BAP , BT	1910	1970	2000	2060	2120	2190
	AL adj. loop	-	1990	2050	2080	2140	2200	2270

Most popular (recommended)

500 lb. capacity

All prices are LIST

Model	Arm Options	Arm Pad Options (default pad in bold)	1	COM 2	3	Upholstery Grade 4	5	6
BC09HD <i>multi tilt ratchet back integrated seat slider</i>	armless	-	1830	1890	1920	1980	2040	2110
	DA drop away	BAP , BT	1955	2015	2045	2105	2165	2235
	AT/AW adj. T	BAP , BT	1955	2015	2045	2105	2165	2235
	AL adj. loop	-	2035	2095	2125	2185	2245	2315

Dimensions

Actual dimensions will vary depending on model and options selected.

seat width: 25"
seat depth: 23"

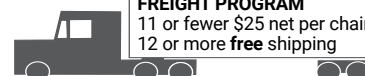
back width: 22"
back height: 23"-25.5"

seat height from floor (chair): 19"-24"
seat height from floor (stool): 24"-31"

Weight: approx. 79 lbs.
heavy-duty chair

COM Requirements: 2 yards per chair

FREIGHT PROGRAM
11 or fewer \$25 net per chair
12 or more **free** shipping



Mechanism Functions

Basic Task - Heavy Duty Version

(1 paddle)

Swivels 360°, pneumatic cylinder seat height adjustment, back depth adjustment, internal ratchet back height adjustment.

Multi Tilter - Heavy Duty Version

(3 paddles)

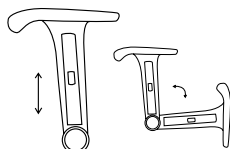
Swivels 360°, pneumatic cylinder seat height adjustment, seat and back tilt as unit, free floats in unlocked position, infinite position tilt lock, tilt tension control, internal ratchet back height adjustment, infinite back angle adjustment.

Multi Tilt w/Integrated Seat Slider - Heavy Duty Version

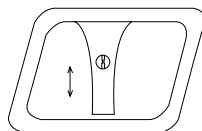
(4 paddles)

Swivels 360°, pneumatic cylinder seat height adjustment, seat and back tilt as unit, free floats in unlocked position, infinite position tilt lock, tilt tension control, internal ratchet back height adjustment, infinite back angle adjustment, side activated sliding seat pan.

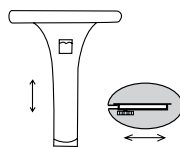
Arm Options



DA drop away



AL adj. loop arm (recommended)



AT/AW adj. T includes height and width adjustment

Arm Pad Options



BAP Buzz arm pad (default pad if none specified except for ATS)



BT bullet arm pad

Back Panel Options

SB Standard upholstered back panel. *(DEFAULT)*

BB Ballistic nylon back – recommended *(no upcharge)*

BP Bumper back trim – recommended *(no upcharge)*
Choose from 6 colors. Refer to web site for selection.

Buzz Seating is not responsible for back panel wear or tear regardless of option chosen. For additional back wear protection, **BB** or **BP** is recommended. One option is provided without an additional upcharge. If both options are ordered a **45** list upcharge applies. Refer to web site for **BP** color selections.

DEFAULT IS SB UNLESS SPECIFIED OTHERWISE

Additional Options

MODEL#		ADD
CAL133	California Technical Bulletin 133	165
GLBG	Stationary bell glides (set of 6)	50
FR20	"Sure Grip" footring only	100
SP-HD	Stool package (Rated for 350 lbs)	200

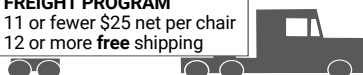
Warranty: Big & Tall Series

Standard published warranty terms and conditions apply with the following changes: 10 years on all components, 5 years on fabric and foam. If chairs are to be used for multi-shift applications which is defined as use exceeding 8 hours per day, 5 days per week, then multi-shift warranty applies: 5 years on components and 2 years on fabric and foam.

SHIPS IN 2 BOXES


TO ORDER, please specify:	model	arm	arm pad	fabric pattern	fabric color	fabric grade	price	options/cost	total price
EXAMPLE	BC08HD	AL	N/A	DILLON	BLACK	1	1990	GLBG/\$50	2040

FREIGHT PROGRAM
11 or fewer \$25 net per chair
12 or more **free** shipping




BRELLATMChair Fully Upholstered

Lifetime Warranty

- Fully upholstered
 - Black or gray frame
 - Can be upholstered in many textiles
 - Weight-activated body balance
 - Synchro-tilt with multi-position tilt lock
- Free floats in unlocked position
 - Tilt tension adjustment (Synchro only)
 - Seat slider/Ratchet back
 - Adjustable lumbar support
 - Multi-function arms
- Multi-surface casters
 - 300 lb capacity
 -  Quick Ship (Stock Black, Stock Blue or Stock Gray Upholstery)




Model	Mechanism	Frame Color	Fabric Color	List Price
BRL-BK-SYN STK BK	Synchro-Tilt	Black	 Stock Black	725

BRL-BK-WAC STK BK	Weight-Activated	Black	 Stock Black	725
-------------------	------------------	-------	---	-----




BRL-GR-SYN STK GR	Synchro-Tilt	Gray	 Stock Gray	725
-------------------	--------------	------	--	-----

BRL-GR-WAC STK GR	Weight-Activated	Gray	 Stock Gray	725
-------------------	------------------	------	--	-----



BRL-GR-SYN STK BE	Synchro-Tilt	Gray	 Stock Blue	725
-------------------	--------------	------	--	-----

BRL-GR-WAC STK BE	Weight-Activated	Gray	 Stock Blue	725
-------------------	------------------	------	--	-----

All prices are LIST



Model	Mechanism	Frame Color	Upholstery Grade					
			1	2	3	4	5	6
BRL-BK-SYN	Synchro-Tilt	Black	875	900	940	995	1050	1110

BRL-BK-WAC	Weight-Activated	Black	875	900	940	995	1050	1110
------------	------------------	-------	-----	-----	-----	-----	------	------



BRL-GR-SYN	Synchro-Tilt	Gray	875	900	940	995	1050	1110
------------	--------------	------	-----	-----	-----	-----	------	------


BRL-GR-WAC	Weight-Activated	Gray	875	900	940	995	1050	1110
------------	------------------	------	-----	-----	-----	-----	------	------

Dimensions:						
seat width	20.5"	arm to arm outside	27"	back width widest point	19"	Weight: 41 lbs
seat depth	19.5" - 21.5"	front to back outside	24.5"	back height	25" - 27"	
seat height from floor	19" - 24"	base overall	27"	overall height from floor	43" - 47"	


TO ORDER, please specify:	model	fabric pattern	fabric color	fabric grade	price
EXAMPLE	BRL-BK-SYN	Emerge	Cobalt 909	1	850



FREIGHT PROGRAM
11 or fewer \$25 net per chair
12 or more **free** shipping

- Fully upholstered
 - Black or gray frame
 - Can be upholstered in many textiles
 - Basic task
- Seat slider/Ratchet back
 - Height-adjustable arms
 - Multi-surface casters
- 300 lb capacity
 -  Quick Ship (Stock Black, Stock Blue or Stock Gray Upholstery)



Model	Frame Color	Fabric Color	List Price
BRL-BK-SP STK BK Stool	Black	 Stock Black	855



BRL-GR-SP STK GR Stool	Gray	 Stock Gray	855
------------------------	------	--	-----



BRL-GR-SP STK BE Stool	Gray	 Stock Blue	855
------------------------	------	--	-----



Model	Frame Color	Upholstery Grade					
		1	2	3	4	5	6
BRL-BK-SP Stool	Black	980	1005	1045	1100	1155	1215



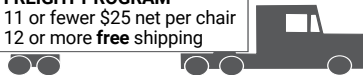
BRL-GR-SP Stool	Gray	980	1005	1045	1100	1155	1215
-----------------	------	-----	------	------	------	------	------

Dimensions:


seat width	20.5"	arm to arm outside	27"	back width widest point	19"	Weight: 45 lbs
seat depth	19.5" - 21.5"	front to back outside	24.5"	back height	25" - 27"	
seat height from floor	26" - 34"	base overall	27"	overall height from floor	48" - 56"	

TO ORDER, please specify:	model	fabric pattern	fabric color	fabric grade	price
EXAMPLE	BRL-BK-SP	Emerge	Cobalt 909	1	850





FREIGHT PROGRAM
11 or fewer \$25 net per chair
12 or more free shipping



Extreme comfort, quality construction, value-priced.

- Solid overall construction
 - Arm or armless
 - Black or silver frame
- Durable poly mesh back
 - 300 lb. capacity
 - Ships with CC02 hooded carpet casters
- Minimum order: 2 chairs
 - Ships KD with assembly required
 -  Quick Ship (Stock Black Upholstery)



Model	Frame Color	Description	Fabric Color	List
<u>CA00BK STK BK</u>	black	armless	 Stock Black	440
<u>CA00SR STK BK</u>	silver	armless	 Stock Black	440
<u>CA10BK STK BK</u>	black	with arms	 Stock Black	465
<u>CA10SR STK BK</u>	silver	with arms	 Stock Black	465

All prices are LIST



Model	Frame Color	Description	COM		Upholstery Grade			
			1	2	3	4	5	6
<u>CA00BK</u>	black	armless	475	495	530	570	625	685
<u>CA00SR</u>	silver	armless	475	495	530	570	625	685
<u>CA10BK</u>	black	with arms	500	520	555	595	650	710

Ships with CC02 hooded carpet casters



Additional Option		
MODEL#		ADD
HC02	Black hooded hard-floor casters (set of 4)	45

Dimensions

Actual dimensions will vary depending on model and options selected.

seat width: 18.5"	back width: 18.25"	overall outside width: 22.75" armless	overall outside depth: 24"	seat height from floor: 19"
seat depth: 18"	back height: 17"	overall outside width: 24.75" with arms	overall outside height: 34"	overall height at arm: 25.25"


Weight

CA00 (armless): 18 lbs. CA10 (with arms): 21 lbs.


TO ORDER, please specify:	model	fabric pattern	fabric color	fabric grade	price	options/cost	total price
EXAMPLE	CA00BK	ANCHORAGE	ONYX2016	1	475	HC02/\$45	520


Cloud Chair Mesh Back / Upholstered Seat

Lifetime Warranty

- Mesh back/Upholstered seat
 - Can be upholstered in many textiles
 - Black or gray frame
 - Weight-activated body balance mechanism or Synchro-tilt mechanism
- Multi-position tilt lock
 - Free floats in unlocked position
 - Tilt tension adjustment (Synchro only)
 - Seat slider/Ratchet back
- Multi-function 4D arms
 - Multi-surface casters
 - 300 lb capacity
 -  Quick Ship (Stock Charcoal Gray Upholtery)




Model	Mechanism	Frame Color	Mesh Color	Seat Fabric Color	List Price
CLOUD CHAIR-BK-SYN STK GR	Synchro-Tilt	Black	Black	 Stock Charcoal Gray	725

CLOUD CHAIR-BK-WAC STK GR	Weight-Activated	Black	Black	 Stock Charcoal Gray	725
---------------------------	------------------	-------	-------	---	-----



CLOUD CHAIR-GR-SYN STK GR	Synchro-Tilt	Gray	Gray	 Stock Charcoal Gray	725
---------------------------	--------------	------	------	---	-----

CLOUD CHAIR-GR-WAC STK GR	Weight-Activated	Gray	Gray	 Stock Charcoal Gray	725
---------------------------	------------------	------	------	---	-----

All prices are LIST



Model	Mechanism	Frame Color	Mesh Color	Seat Upholstery Grade					
				1	2	3	4	5	6
CLOUD CHAIR-BK-SYN	Synchro-Tilt	Black	Black	835	855	885	920	975	1035

CLOUD CHAIR-BK-WAC	Weight-Activated	Black	Black	835	855	885	920	975	1035
--------------------	------------------	-------	-------	-----	-----	-----	-----	-----	------



CLOUD CHAIR-GR-SYN	Synchro-Tilt	Gray	Gray	835	855	885	920	975	1035
--------------------	--------------	------	------	-----	-----	-----	-----	-----	------

CLOUD CHAIR-GR-WAC	Weight-Activated	Gray	Gray	835	855	885	920	975	1035
--------------------	------------------	------	------	-----	-----	-----	-----	-----	------

Ships with CC07 non-hooded carpet casters and CY08 height cylinder

Mesh Colors



Black Gray

Stock Gray Seat Fabric




Additional Options		
MODEL#		ADD
HC11-BK	Black hard floor casters (set of 5)	45
HC11-GR	Gray hard floor casters (set of 5)	45

Dimensions:							
seat width	20.5"	arm to arm outside	27"	back width widest point	21"	Weight: 41 lbs	
seat depth	19.5" - 21.5"	front to back outside	24.5"	back height	25" - 27"		
seat height from floor	19" - 24"	base overall	27"	overall height from floor	43" - 47"		


TO ORDER, please specify:	model	fabric pattern	fabric color	fabric grade	price	options/cost	total price
EXAMPLE	CLOUD CHAIR-BK-SYN	MOGULS	ONYX2199	1	835	HC11-BK/\$45	880

Cloud Stool Mesh Back / Upholstered Seat

Lifetime Warranty

- Mesh back/Upholstered seat
 - Can be upholstered in many textiles
 - Black or gray frame
- Basic task non-tilting mechanism
 - Seat slider
 - Height-adjustable arms
- 300 lb capacity
 -  Quick Ship (Stock Charcoal Gray Upholstery)



Model	Frame Color	Mesh Color	Seat Fabric Color	List Price
CLOUD CHAIR-BK-SP STK GR Stool	Black	Black	 Stock Charcoal Gray	855



CLOUD CHAIR-GR-SP STK GR Stool	Gray	Gray	 Stock Charcoal Gray	855
-----------------------------------	------	------	---	-----

All prices are LIST





Model	Frame Color	Mesh Color	Seat Upholstery Grade					
			1	2	3	4	5	6
CLOUD CHAIR-BK-SP Stool	Black	Black	940	960	990	1025	1080	1140



CLOUD CHAIR-GR-SP Stool	Gray	Gray	940	960	990	1025	1080	1140
----------------------------	------	------	-----	-----	-----	------	------	------

Mesh Colors

Stock Gray Seat Fabric



Ships with CC07 non-hooded carpet casters

Additional Options		
MODEL#		ADD
HC11-BK	Black hard floor casters (set of 5)	45
HC11-GR	Gray hard floor casters (set of 5)	45

Dimensions:

seat width	20.5"
seat depth	19.5" - 21.5"
seat height from floor	26" - 34"

arm to arm outside	27"
front to back outside	24.5"
base overall	27"


back width widest point	21"
back height	25"
overall height from floor	48" - 56"

Weight: 45 lbs

TO ORDER, please specify:	model	fabric pattern	fabric color	fabric grade	price	options/cost	total price
EXAMPLE	CLOUD CHAIR-BK-SP	MOGULS	ONYX2199	1	940	HC11-BK/\$45	985

FREIGHT PROGRAM
11 or fewer \$25 net per chair
12 or more **free** shipping



- Upholstered seat and black mesh back
 - Simple synchro tilt
 - Tilt tension adjustment
- Height-adjustable arms
 - Ships with CC07 hooded carpet casters
 - 300 lb.capacity
- Ships KD with assembly required
 -  Quick Ship



Model	Fabric Color	List
<u>DANDY STK BLK</u>	 Stock Black	605



Ships with CC07 hooded carpet casters

Additional Option		
<u>MODEL#</u>		<u>ADD</u>
HC07	Hooded hard-floor casters (set of 5)	45

Dimensions
Actual dimensions will vary depending on model and options selected.

seat width: 21"

seat depth: 20.5"


back width: 19.5"

back height: 20"

seat height from floor: 18"-22"


Weight: 34 lbs.

TO ORDER, please specify:	model	options	price
EXAMPLE	DANDY STK BLK	HC07	650

- Polished aluminum back uprights
 - Polished aluminum base
 - Synchro-tilt with 4-position lock
 - Free floats in unlocked position
- Tilt tension adjustment
 - Seat slider
 - Adjustable lumbar support
 - Non-hooded carpet casters
- 300 lb. capacity
 - Ships KD with assembly required
 -  Quick Ship (Stock Black Fabric and Leather Upholstery)




Leather Seat/ Leather Back

Model	Description	List
<u>DAP-BL</u>	 Black leather seat and back	1375



Upholstered Seat / Mesh Back

Model	Description	List
<u>DAP-FAB STK BLK</u>	 Gray mesh back Stock Black upholstered seat	1095

All prices are LIST



Model	Description	Upholstery Grade					
		1	2	3	4	5	6
<u>DAP-FAB</u>	Gray mesh back Upholstered Seat	1150	1190	1215	1270	1330	1375



Optional Headrest

Additional Options		
MODEL#		ADD
DAPHR-GR	Adj. headrest gray mesh	130
DAPHR-BL	Adj. headrest black leather	130
HC07	Hard floor casters (set of 5)	45

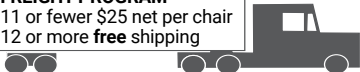
Dimensions

Actual dimensions will vary depending on model and options selected.

seat width: 19.5"	back width: 19.25"	base: 27"	Weight: 52 lbs
arm to arm width (outside): 28"	back height: 24"	seat height from floor: 20.5" - 24.5"	
arm to arm width (inside): 21"			COM Requirement: 1 yard per chair


TO ORDER, please specify:	model	fabric pattern	fabric color	fabric grade	price	options/cost	total price
EXAMPLE	DAP-FAB	MOGULS	ONYX2199	1	1150	HC07/\$45	1195

FREIGHT PROGRAM
11 or fewer \$25 net per chair
12 or more **free** shipping




DAPPERTM 2.0Chair

Lifetime Warranty


- Upholstered seat and mesh back
 - Black aluminum back uprights
 - Black aluminum base
 - Synchro-tilt with 4-position lock
 - Free floats in unlocked position
- Tilt tension adjustment
 - Seat slider
 - Upholstered adjustable lumbar support
 - Non-hooded carpet casters
 - Upholstered adjustable headrest
- 1D height-adjustable arms
 - 300 lb. capacity
 - Ships KD with assembly required
 -  Quick Ship

Available Mid-February 2026



Model	Description	List
<u>DAP-2.0-BZ01</u>	 Black frame, Driftwood mesh back Mineral Gray upholstered seat	1095



Model	Description	List
<u>DAP-2.0-BZ02</u>	 Black frame, Shadow mesh back Twilight Black upholstered seat	1095

Additional Options		
<u>MODEL#</u>		<u>ADD</u>
HC07	Hard floor casters (set of 5)	45

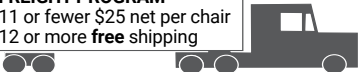
Dimensions

Actual dimensions will vary depending on model and options selected.


seat width: 19.5"	back width: 19.25"	base: 27"	Weight: 52 lbs
arm to arm width (outside): 28"	back height: 24"	seat height from floor: 20.5" - 24.5"	
arm to arm width (inside): 21"			COM Requirement: 1 yard per chair

TO ORDER, please specify:	model	price	options/cost	total price
EXAMPLE	<u>DAP-2.0-BZ01</u>	1095	HC07/\$45	1140

FREIGHT PROGRAM
11 or fewer \$25 net per chair
12 or more **free** shipping







- Stackable
- Black frame
- Arms or armless
- Glides or casters
- Can be upholstered in many textiles

 Quick Ship Upholstery Options





- Stock Black
- Stock Blue
- Stock Red
- Black PU (vinyl-like)

500 lb. Capacity



Model	Description	Fabric Color	List
<u>FL2.00-GL STK BLK</u>	Glides Armless	 Stock Black	380
<u>FL2.00-GL STK BLU</u>	Glides Armless	 Stock Blue	380
<u>FL2.00-GL STK RED</u>	Glides Armless	 Stock Red	380
<u>FL2.00-GL STK BPU</u>	Glides Armless	 Black PU (vinyl-like)	380



Model	Description	Fabric Color	List
<u>FL2.10-GL STK BLK</u>	Glides With Arms	 Stock Black	395
<u>FL2.10-GL STK BLU</u>	Glides With Arms	 Stock Blue	395
<u>FL2.10-GL STK RED</u>	Glides With Arms	 Stock Red	395
<u>FL2.10-GL STK BPU</u>	Glides With Arms	 Black PU (vinyl-like)	395

Dimensions

Actual dimensions will vary depending on model and options selected.


seat width: 19"	overall outside width: 21.5" armless	Weight: 18 lbs.
seat depth: 20"	overall outside width: 23.5" with arms	COM Requirements: 1.25 yards per chair
back width: 19.5"	overall outside height: 34"	
back height: 18"	overall outside depth: 22.5"	
seat height from floor: 18"		

TO ORDER, please specify:	model	fabric pattern	fabric color	fabric grade	price
EXAMPLE	FL2.10-GL	Challenger	Fog 903	2	480

 FREIGHT PROGRAM

11 or fewer \$25 net per chair
12 or more free shipping





- Stackable
- Black frame
- Arms or armless
- Glides or casters
- Can be upholstered in many textiles

 Quick Ship Upholstery Options





- Stock Black
- Stock Blue
- Stock Red
- Black PU (vinyl-like)

350 lb. Capacity



Model	Description	Fabric Color	List
<u>FL2.00-ASC STK BLK</u>	All-Surface Casters Armless	 Stock Black	380
<u>FL2.00-ASC STK BLU</u>	All-Surface Casters Armless	 Stock Blue	380
<u>FL2.00-ASC STK RED</u>	All-Surface Casters Armless	 Stock Red	380
<u>FL2.00-ASC STK BPU</u>	All-Surface Casters Armless	 Black PU (vinyl-like)	380



Model	Description	Fabric Color	List
<u>FL2.10-ASC STK BLK</u>	All-Surface Casters With Arms	 Stock Black	395
<u>FL2.10-ASC STK BLU</u>	All-Surface Casters With Arms	 Stock Blue	395
<u>FL2.10-ASC STK RED</u>	All-Surface Casters With Arms	 Stock Red	395
<u>FL2.10-ASC STK BPU</u>	All-Surface Casters With Arms	 Black PU (vinyl-like)	395



Model	Description	Upholstery Grade					
		1	2	3	4	5	6
<u>FL2.00-GL</u>	Glides Armless	440	465	490	525	575	625
<u>FL2.10-GL</u>	Glides With Arms	455	480	505	540	590	640
<u>FL2.00-ASC</u>	All-Surface Casters Armless	440	465	490	525	575	625
<u>FL2.10-ASC</u>	All-Surface Casters With Arms	455	480	505	540	590	640

GENERAL PURPOSE/MEDICAL/DENTAL

Lifetime Warranty

- 2.5" back-height adjustment
 - 16" diameter seat
 - Dual seat-height adjustment handles
- Self-pivoting spring back
 - Coordinating colors: back bar, control and handles, base and casters
- 300 lb. capacity
 - Partial assembly required

All prices are LIST



General Purpose Stool

Model	Description	Seat Height	Upholstery Grade					
			1	2	3	4	5	6
<u>MDS26</u>	Basic unit, 22" base	18-23"	370	400	440	490	550	580
<u>MDS26-CY04</u>	Stool height, 24" base	21-29"	420	450	490	540	600	630
<u>MDS26-CY05</u>	Extended stool height, 24" base	24-34"	445	475	515	565	625	655



General Purpose Stool With Back

<u>MDS36</u>	Basic unit, 24" base	18-23"	545	585	630	680	740	770
<u>MDS36-CY04</u>	Stool height, 24" base	21-29"	595	635	680	730	790	820
<u>MDS36-CY05</u>	Extended stool height, 24" base	24-34"	620	660	705	755	815	845



Stool Package With Back and Footring

<u>MDS36-SP</u>	Stool package with 8" height cylinder, 20" adjustable footring, and 24" base	21-29"	690	730	775	825	885	915
-----------------	--	--------	-----	-----	-----	-----	-----	-----

<u>MDS36-XSP</u>	Extended stool package with 10" height cylinder, 20" adjustable footring, and 24" base	24-34"	725	765	810	860	920	950
------------------	--	--------	-----	-----	-----	-----	-----	-----



Medical Stool With Abdominal Support Arm

<u>MDS16</u>	Basic unit, 24" base	17-22"	795	825	865	915	975	1005
<u>MDS16-CY04</u>	Stool height, 24" base	20-28"	840	870	910	960	1020	1050



FREIGHT PROGRAM
11 or fewer \$25 net per chair
12 or more **free** shipping



Base Color Options

REQUIRED
Specify color:

- Black:** Black base, casters, mechanism and cylinder
- Light Gray:** Light Gray base, casters, and mechanism; chrome cylinder
- *Dark Gray:** Dark Gray base, casters, and mechanism; chrome cylinder
- *Sand:** Sand base, casters, and mechanism; chrome cylinder

* Limited stock - discontinuing. Call customer service.



Black
Not available
on MDS16



Light Gray



Dark Gray*



Sand*

Dimensions

Actual dimensions will vary depending on model and options selected.

back width: 15.5" back height: 16 -18.5" seat width: 16"

Ships with matching color **HC01** soft wheel hard floor casters.

Additional Options		
MODEL#		ADD
CAL133	California Technical Bulletin 133	
	Seat Unit	80
	Seat and Back Unit	160
BASE22-A	Medical aluminum base (not available on stools)	130
CCCH	Chrome hooded carpet casters (set of 5)	50
HCCH	Chrome hooded hard floor casters (set of 5)	50
CC01	Carpet casters-black only (set of 5)	N/C
FR20	Sure Grip Footring 20"	100

Back Panel Options		
MODEL#		ADD
SB	Standard upholstered back panel (DEFAULT)	N/C
BB	Ballistic nylon back - recommended	N/C
BP	Bumper back trim - recommended Choose from 6 colors	N/C
BB + BP	Ballistic nylon back and bumper back trim	50
Buzz Seating is not responsible for back panel wear or tear regardless of option chosen. For additional back wear protection, BB or BP is recommended. One option is provided without an additional upcharge. If both options are ordered a 45 list upcharge applies.		
DEFAULT IS SB UNLESS SPECIFIED OTHERWISE		

Bumper Trim Color Options

Ships with black bumper trim unless another color is specified. Buzz Seating is not responsible for back panel wear or tear.



Burgundy
BP01



Mustard
BP02



Beige
BP03



Navy
BP04



Charcoal
BP06



Black
BP07

TO ORDER, please specify:	model	base color	back panel option	bumper trim color	fabric pattern	fabric color	fabric grade	price	options/cost	total price
EXAMPLE	MDS26	BLACK	BP	BP01	Dillon	Bordeaux	1	370	CCCH/\$50	420

FREIGHT PROGRAM
11 or fewer \$25 net per chair
12 or more **free** shipping

The chair that sits like a gem

- 1" oval steel frame tubing for added strength
- Arms or armless
- Black or gray frame
- Black or gray arms
- Stackable 3 high
- Full-sized back
- Compound double-curved back for extreme comfort
- Optional casters
- Waterfall seat front
- Wall-Saver legs
- Nylon black glides (standard)
- 750 lb. capacity
- Ships fully assembled

All prices are LIST



Model	Frame Color	Arm	COM		Upholstery Grade			
			1	2	3	4	5	6
<u>JEM00BK</u>	black	armless	530	570	600	650	710	770
<u>JEM00GR</u>	gray	armless	530	570	600	650	710	770
<u>JEM10BK-BA</u>	black	black	595	635	665	715	775	835
<u>JEM10GR-BA</u>	gray	black	595	635	665	715	775	835
<u>JEM10GR-GA</u>	gray	gray	595	635	665	715	775	835



Shown with **CC09** carpet casters (not stackable)



Polyurethane Version

- Extended lead time
- Minimum order quantity
- Grade 4 pricing

Back Panel Options	
SB	Standard upholstered back panel. (DEFAULT)
BB	Ballistic nylon back – recommended (<i>no upcharge</i>)
Buzz Seating is not responsible for back panel wear or tear regardless of option chosen. For additional back wear protection, BB is recommended. BP is not available on Jem chairs.	

Additional Options		
<u>MODEL#</u>		<u>ADD</u>
CAL133	California Technical Bulletin 133	130
CC09	Black carpet casters (set of 4) (350 lb. capacity)	45
HC09	Black hard floor casters (set of 4) (350 lb. capacity)	45
EF	1" Extra seat foam	50
GB	Adjustable width ganging brackets	35 / pair
CF/CFC	Chrome and custom color frame finishes available. Minimum order quantity and extended lead time applies. Contact Customer Service for further information.	

Dimensions

Actual dimensions will vary depending on model and options selected.

seat width: 19.5"	overall outside width: 21.5" armless	overall outside depth: 24"	Weight: 18 lbs. armless 21 lbs. with arms
seat depth: 18.5"	overall outside width: 25" with arms	overall height at arm: 27"	
back width: 19.5"	overall outside height: 33.5"	seat height from floor: 17.5"	
back height: 16"			COM Requirements: 1.25 yards per chair

TO ORDER, please specify:	model	arm color	back panel	fabric pattern	fabric color	fabric grade	price	options/cost	total price
EXAMPLE	JEM10BK	BLACK	BB	DILLON	BLACK	1	595	HC09/\$45	640

The chair that sits like a gem

- 1" oval steel frame tubing for added strength
- Arms or armless
- Black or gray frame
- Black or gray arms
- Stackable 3 high
- Full-sized back
- Compound double-curved back for extreme comfort
- Optional casters
- Waterfall seat front
- Wall-Saver legs
- Nylon black glides (standard)
- 750 lb. capacity
- Ships fully assembled

All prices are LIST



Model	Frame Color	Arm	1	COM	Upholstery Grade				
				2	3	4	5	6	
<u>JEM00+3BK</u>	black	armless	730	780	820	880	950	1020	
<u>JEM00+3GR</u>	gray	armless	730	780	820	880	950	1020	
<u>JEM10+3BK-BA</u>	black	black	795	845	885	945	1005	1075	
<u>JEM10+3GR-BA</u>	gray	black	795	845	885	945	1005	1075	
<u>JEM10+3GR-GA</u>	gray	gray	795	845	885	945	1005	1075	



Shown with **CC09** carpet casters
(not stackable)

Back Panel Options	
SB	Standard upholstered back panel. <i>(DEFAULT)</i>
BB	Ballistic nylon back – recommended <i>(no upcharge)</i>
Buzz Seating is not responsible for back panel wear or tear regardless of option chosen. For additional back wear protection, BB is recommended. BP is not available on Jem chairs.	

Additional Options		
MODEL#		ADD
CAL133	California Technical Bulletin 133	165
CC09	Black carpet casters (set of 4) (350 lb. capacity)	45
HC09	Black hard floor casters (set of 4) (350 lb. capacity)	45
EF	1" Extra seat foam	65
GB	Adjustable width ganging brackets	35 / pair
CF/CFC	Chrome and custom color frame finishes available. Minimum order quantity and extended lead time applies. Contact Customer Service for further information.	

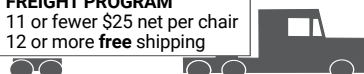
Dimensions

Actual dimensions will vary depending on model and options selected.

seat width: 22.5"	overall outside width: 24.5" armless	overall outside depth: 24"	Weight: 24 lbs. armless
seat depth: 18.5"	overall outside width: 28" with arms	overall height at arm: 27"	28 lbs. with arms
back width: 22.5"	overall outside height: 33.5"	seat height from floor: 17.5"	COM Requirements: 2.25 yards per chair
back height: 16"			

TO ORDER, please specify:	model	arm color	back panel	fabric pattern	fabric color	fabric grade	price	options/cost	total price
EXAMPLE	JEM10+3BK	arm BK	BB	DILLON	BLACK	1	795	EF/\$65	860

FREIGHT PROGRAM
11 or fewer \$25 net per chair
12 or more **free** shipping



The chair that sits like a gem

- 1" oval steel frame tubing for added strength
 - Arms or armless
 - Black or gray frame
 - Black or gray arms
- Full-sized back
 - Compound double-curved back for extreme comfort
 - Waterfall seat front
- Wall-Saver legs
 - Nylon black glides
 - 750 lb. capacity
 - Ships fully assembled

All prices are LIST



JEM00+6BK

black

armless

850

920

970

1040

1110

1180



JEM00+6GR

gray

armless

850

920

970

1040

1110

1180



JEM10+6BK-BA

black

black

915

985

1015

1085

1185

1215



JEM10+6GR-BA

gray

black

915

985

1015

1085

1185

1215



JEM10+6GR-GA

gray

gray

915

985

1015

1085

1185

1215

Back Panel Options

SB Standard upholstered back panel. (DEFAULT)

BB Ballistic nylon back – recommended (no upcharge)

Buzz Seating is not responsible for back panel wear or tear regardless of option chosen. For additional back wear protection, **BB** is recommended. **BP** is not available on Jem chairs.

Additional Options

MODEL#	ADD
CAL133 California Technical Bulletin 133	185
EF 1" Extra seat foam	80
GB Adjustable width ganging brackets	35 / pair
CF/CFC Chrome and custom color frame finishes available. Minimum order quantity and extended lead time applies. Contact Customer Service for further information.	

Dimensions

Actual dimensions will vary depending on model and options selected.

seat width: 25.5"	overall outside width: 27.5" armless	overall outside depth: 24"
seat depth: 18.5"	overall outside width: 31" with arms	overall height at arm: 27"
back width: 25.5"	overall outside height: 33.5"	seat height from floor: 17.5"
back height: 16"		

Weight: 30 lbs. armless
34 lbs. with arms

COM Requirements: 3 yards per chair

TO ORDER, please specify:	model	arm color	back panel	fabric pattern	fabric color	fabric grade	price	options/cost	total price
EXAMPLE	JEM10+6BK	arm BK	BB	DILLON	BLACK	1	915	EF/\$80	995

- 1" oval steel frame tubing for added strength
- Arms or armless
- Black or gray frame
- Black or gray arms
- Full-sized back
- Compound double-curved back for extreme comfort
- Waterfall seat front
- Wall-Saver legs
- Soft black multi-surface glides (standard)
- 350 lb. capacity
- Ships fully assembled

All prices are LIST



JEM24S00BK
24" seat height



JEM24S00GR
24" seat height



JEM24S10BK-BA
24" seat height



JEM24S10GR-BA
24" seat height



JEM24S10GR-GA
24" seat height

Model	Frame Color	Arm	COM		Upholstery Grade			
			1	2	3	4	5	6
<u>JEM24S00BK</u> 24" seat height	black	armless	650	690	720	770	830	890
<u>JEM24S00GR</u> 24" seat height	gray	armless	650	690	720	770	830	890
<u>JEM24S10BK-BA</u> 24" seat height	black	black	715	755	785	835	895	955
<u>JEM24S10GR-BA</u> 24" seat height	gray	black	715	755	785	835	895	955
<u>JEM24S10GR-GA</u> 24" seat height	gray	gray	715	755	785	835	895	955

Back Panel Options

SB Standard upholstered back panel. **(DEFAULT)**

BB Ballistic nylon back – recommended (*no upcharge*)

Buzz Seating is not responsible for back panel wear or tear regardless of option chosen. For additional back wear protection, **BB** is recommended. **BP** is not available on Jem chairs.

Additional Options

MODEL#	ADD
CAL133 California Technical Bulletin 133	130
EF 1" Extra seat foam	50
GB Adjustable width ganging brackets	35 / pair
CF/CFC Chrome and custom color frame finishes available. Minimum order quantity and extended lead time applies. Contact Customer Service for further information.	

Dimensions

Actual dimensions will vary depending on model and options selected.

seat width: 19.5"	overall outside width: 21.5" armless	overall outside depth: 24"	Weight: 25 lbs. JEM24S
seat depth: 18.5"	overall outside width: 25" with arms	overall height at arm: 27"	27 lbs. JEM27S
back width: 19.5"	overall outside height: 40" JEM24S	seat height from floor: 24" JEM24S	COM Requirements: 1.25 yards per chair
back height: 16"	overall outside height: 43" JEM27S	seat height from floor: 27" JEM27S	

TO ORDER, please specify:	model	arm color	back panel	fabric pattern	fabric color	fabric grade	price	options/cost	total price
EXAMPLE	JEM2410BK	arm BK	BB	DILLON	BLACK	1	715	EF/\$50	765

FREIGHT PROGRAM
11 or fewer \$25 net per chair
12 or more **free** shipping



- 1" oval steel frame tubing for added strength
- Arms or armless
- Black or gray frame
- Black or gray arms
- Full-sized back
- Compound double-curved back for extreme comfort
- Waterfall seat front
- Wall-Saver legs
- Soft black multi-surface glides (standard)
- 350 lb. capacity
- Use for work surfaces up to 36" high
- Ships fully assembled

All prices are LIST



JEM27S00BK
27" seat height



JEM27S00GR
27" seat height



JEM27S10BK-BA
27" seat height



JEM27S10GR-BA
27" seat height



JEM27S10GR-GA
27" seat height

Model	Frame Color	Arm	COM		Upholstery Grade			
			1	2	3	4	5	6
<u>JEM27S00BK</u> 27" seat height	black	armless	650	690	720	770	830	890
<u>JEM27S00GR</u> 27" seat height	gray	armless	650	690	720	770	830	890
<u>JEM27S10BK-BA</u> 27" seat height	black	black	715	755	785	835	895	955
<u>JEM27S10GR-BA</u> 27" seat height	gray	black	715	755	785	835	895	955
<u>JEM27S10GR-GA</u> 27" seat height	gray	gray	715	755	785	835	895	955

Back Panel Options

SB Standard upholstered back panel. **(DEFAULT)**

BB Ballistic nylon back – recommended (*no upcharge*)

Buzz Seating is not responsible for back panel wear or tear regardless of option chosen. For additional back wear protection, **BB** is recommended. **BP** is not available on Jem chairs.

Additional Options

MODEL#	ADD
CAL133 California Technical Bulletin 133	130
EF 1" Extra seat foam	50
GB Adjustable width ganging brackets	35 / pair
CF/CFC Chrome and custom color frame finishes available. Minimum order quantity and extended lead time applies. Contact Customer Service for further information.	

Dimensions

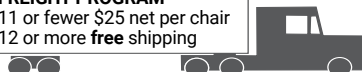
Actual dimensions will vary depending on model and options selected.

seat width: 19.5"	overall outside width: 21.5" armless	overall outside depth: 24"	Weight: 25 lbs. JEM24S
seat depth: 18.5"	overall outside width: 25" with arms	overall height at arm: 27"	27 lbs. JEM27S
back width: 19.5"	overall outside height: 40" JEM24S	seat height from floor: 24" JEM24S	COM Requirements: 1.25 yards per chair
back height: 16"	overall outside height: 43" JEM27S	seat height from floor: 27" JEM27S	

TO ORDER, please specify:	model	arm color	back panel	fabric pattern	fabric color	fabric grade	price	options/cost	total price
EXAMPLE	JEM2410BK	arm BK	BB	DILLON	BLACK	1	715	EF/\$50	765

FREIGHT PROGRAM

11 or fewer \$25 net per chair
12 or more **free** shipping



- 1" oval steel frame tubing for added strength
- Arms or armless
- Black or gray frame
- Black or gray arms
- Full-sized back
- Compound double-curved back for extreme comfort
- Waterfall seat front
- Wall-Saver legs
- Soft black multi-surface glides (standard)
- 350 lb. capacity
- Use for work surfaces up to 42" high
- Ships fully assembled

All prices are LIST



JEM30S00BK
30" seat height



JEM30S00GR
30" seat height



JEM30S10BK-BA
30" seat height



JEM30S10GR-BA
30" seat height



JEM30S10GR-GA
30" seat height

Model	Frame Color	Arm	COM		Upholstery Grade			
			1	2	3	4	5	6
<u>JEM30S00BK</u> 30" seat height	black	armless	650	690	720	770	830	890
<u>JEM30S00GR</u> 30" seat height	gray	armless	650	690	720	770	830	890
<u>JEM30S10BK-BA</u> 30" seat height	black	black	715	755	785	835	895	955
<u>JEM30S10GR-BA</u> 30" seat height	gray	black	715	755	785	835	895	955
<u>JEM30S10GR-GA</u> 30" seat height	gray	gray	715	755	785	835	895	955

Back Panel Options

SB Standard upholstered back panel. *(DEFAULT)*

BB Ballistic nylon back – recommended *(no upcharge)*

Buzz Seating is not responsible for back panel wear or tear regardless of option chosen. For additional back wear protection, **BB** is recommended. **BP** is not available on Jem chairs.

Additional Options

MODEL#	ADD
CAL133 California Technical Bulletin 133	130
EF 1" Extra seat foam	50
GB Adjustable width ganging brackets	35 / pair
CF/CFC Chrome and custom color frame finishes available. Minimum order quantity and extended lead time applies. Contact Customer Service for further information.	

Dimensions


Actual dimensions will vary depending on model and options selected.

seat width: 19.5"	overall outside width: 21.5" armless	overall outside depth: 24"
seat depth: 18.5"	overall outside width: 25" with arms	overall height at arm: 27"
back width: 19.5"	overall outside height: 46"	seat height from floor: 30" JEM30S
back height: 16"		

Weight: 30 lbs.

COM Requirements: 1.25 yards per chair

TO ORDER, please specify:	model	arm color	back panel	fabric pattern	fabric color	fabric grade	price	options/cost	total price
EXAMPLE	JEM3010BK	arm BK	BB	DILLON	BLACK	1	715	EF/\$50	765

- Mesh back/fabric seat
 - Black frame
 - 7 colors available
 - Simple mechanism
- Height-adjustable
 - Locks in the upright position or can revert to a passive movement
 - Easy no-tools-required assembly
- Ships with arms and mechanism attached
 - Non-hooded all-purpose casters
 - 300 lb. capacity
 -  Quick Ship



KEEN-BK

 Black

575



KEEN-GR

 Gray

575



KEEN-BE

 Blue

575



KEEN-RD

 Red

575



KEEN-AP

 Green

575



KEEN-OR

 Orange

575



KEEN-YW

 Yellow

575

Dimensions

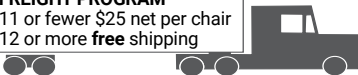
Actual dimensions will vary depending on model and options selected.

seat width: 19" back width: 18.5" base overall: 25" arm to arm outside: 22.5" **Weight:** 24 lbs

seat depth: 19" back height: 17.25" seat height from floor: 17" - 22" front to back outside: 22.5"

TO ORDER, please specify:	model	fabric color	price
EXAMPLE	KEEN-BK	STOCK BLACK	575

FREIGHT PROGRAM
11 or fewer \$25 net per chair
12 or more **free** shipping



New!



LOD176BK
\$1,390 List

New!



LOD177BK
\$1,495 List

New!



LOD90BK
\$1,050 List

New!



LOD98BK
\$1,245 List

New!



LOD105BK
\$1,105 List

New!



LOD108BK
\$1,195 List

New!



LOD118BK
\$1,270 List

New!



LOD128BK
\$1,270 List

New!



LOD138BK
\$1,595 List

New!



LOD148BK
\$1,450 List

New!



LOD150BK
\$760 List

New!



LOD168BK
\$1,300 List



LOD20BK BLACK
LOD20TP TAUPE
LOD20BN BROWN
\$795 List



LOD28BK BLACK
LOD28TP TAUPE
LOD28BN BROWN
\$995 List



LOD45BK BLACK
LOD45GR2T GRAY TWO-TONE
LOD45LA2T LATTE TWO-TONE
\$1,135 List



LOD48BK BLACK
LOD48GR2T GRAY TWO-TONE
LOD48LA2T LATTE TWO-TONE
\$1,240 List

LOD65 and LOD68
Arm Options



LOD65BK BLACK
LOD65BN BROWN
\$1,150 List



Fixed Aluminum Arm



Adjustable T Arm
(Black Only)



LOD68BK BLACK
LOD68BN BROWN
\$1,230 List



LOD50BK BLACK
\$895 List



LOD55BK BLACK
\$895 List



LOD58BK BLACK
\$1,015 List



LOD75BK BLACK
LOD75GR GRAY
\$1,150 List



LOD78BK BLACK
LOD78GR GRAY
\$1,230 List



LOD85BK BLACK
LOD85BN BROWN
LOD85AL ALMOND
LOD85WH WHITE
\$1,310 List



LOD88BK BLACK
LOD88BN BROWN
LOD88AL ALMOND
LOD88WH WHITE
\$1,435 List



DAP-BL BLACK
\$1,375 List



RIK-L-BK BLACK
RIK-L-LG LIGHT GRAY
RIK-L-DG DARK GRAY
RIK-L-RD RED
RIK-L-BE BLUE
RIK-L-BN BROWN
\$1,355 List



LOD157BK BLACK
LOD157AL ALMOND
\$1,495 List



LOD151BK BLACK
LOD151AL ALMOND
\$395 List



LOD189BK BLACK
\$1,495 List

Additional Options

MODEL#

BACO

Base collar (adds 3/4" to seat height)

ADD

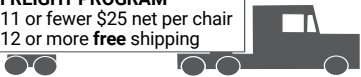
6

Ships KD with assembly required.

Note: Ships with all purpose casters.

FREIGHT PROGRAM


11 or fewer \$25 net per chair
12 or more **free** shipping



LINEUPTMChair Nesting Chair With Mesh Back




Lifetime Warranty

Extreme comfort, quality construction, value-priced

- Mesh back, upholstered seat
- Designed with a flair
- Interchangeable arm or armless
- Black or gray, complete look
- Seat can be upholstered in a variety of textiles
- Pivoting mesh back
- Minimal assembly required
- 300 lb. capacity
- Minimum order: 2 chairs
-  Quick Ship (Stock Black, Stock Gray, or Black PU (vinyl-like))

Ships with arms and interchangeable armless caps



Model	Frame Color	Mesh Color	Fabric Color	List
<u>LNUP-BK STK BK</u>	black	black	 Stock Black	480
<u>LNUP-GR STK GR</u>	gray	gray	 Stock Gray	480
<u>LNUP-BK BPU</u>	black	black	 Black PU (vinyl-like)	480

All prices are LIST

Ships with arms and interchangeable armless caps



Model	Frame Color	Mesh Color	Upholstery Grade					
			1	COM 2	3	4	5	6
<u>LNUP-BK</u>	black	black	510	535	565	600	655	710
<u>LNUP-GR</u>	gray	gray	510	535	565	600	655	710

Approved Grade 1 Upholsteries Click Below To View Swatches

Additional upholsterys require approval. Contact [customer service](#) for details.



30" Nested

Add 10.5" for each additional chair



Anchorage/Open House



Moguls



Dillon Polyurethane

Dimensions

seat width: 20.625"
seat depth: 18.5"

back width: 19.625"
back height: 17"

arm to arm outside: 22.5"
front to back outside: 22"

seat height from floor: 18"
overall height from floor: 34.5"

base overall: 17"

Weight: 24 lbs.

TO ORDER, please specify:
EXAMPLE

model
LNUP-BK

fabric pattern
ANCHORAGE

fabric color
ONYX2016

fabric grade
1

price
510

Two chairs per box
Minimum Order 2 Chairs



FREIGHT PROGRAM
11 or fewer \$25 net per chair
12 or more **free** shipping

- 7/8" steel frame
- 14-gauge steel
- Arm or armless
- Black frame

- Stackable
- Durable mesh back
- Deep waterfall front seat edge

- Multiple mesh colors
- 300 lb. capacity
- Ships fully assembled



All prices are LIST

Model	Frame Color	Description	1	COM 2	Upholstery Grade			
					3	4	5	6
ME00BK	black	armless	455	485	515	570	625	670



All prices are LIST

Model	Frame Color	Description	1	COM 2	Upholstery Grade			
					3	4	5	6
ME10BK	black	with arms	520	550	580	635	690	735



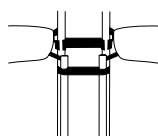

Additional Options

MODEL#		ADD
CAL133	California Technical Bulletin 133	100
CC09	Black carpet casters (set of 4)	45
HC09	Black hard floor casters (set of 4)	45
GB	Adjustable width ganging brackets	35 / pair
CF/CFC	Chrome and custom color frame finishes available. Minimum order quantity and extended lead time applies. Contact Customer Service for further information.	

Colored Mesh

MODEL#	COLOR	ADD
MM001	Red	75
MM003	Green	75
MM005	Dark Gray	75
MM000	Black mesh is default	0

Mesh colors



Adjustable Width
Ganging Brackets

Dimensions

Actual dimensions will vary depending on model and options selected.

seat width: 18"	overall outside width: 18.5" armless
seat depth: 18.5"	overall outside width: 22.25" with arms
back width: 17.5"	overall outside depth: 24"
back height: 17"	overall outside height: 33.5"
arm height: 25.5"	seat height from floor: 18"

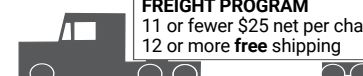
Weight:

ME00 15 lbs.
ME10 17 lbs.

COM Requirement: 1 yard per chair

TO ORDER, please specify:	model	fabric pattern	fabric color	fabric grade	price	options/cost	back mesh color/cost	total price
EXAMPLE	ME10BK	ANCHORAGE	ONYX 2016	1	520	HC09/\$45	MM000/\$0	565

FREIGHT PROGRAM
11 or fewer \$25 net per chair
12 or more **free** shipping



- Poly mesh back
 - Upholstered seat
- Free floats in unlocked position
 - Tilt tension adjustment
- 275 capacity
 - Ships KD with assembly required

All prices are LIST

Model	Arm Options	COM					
		1	2	3	4	5	6
MEHB02 <i>swivel tilt</i>	armless	550	580	610	665	720	765
	ZH fixed conference room	580	610	640	695	750	795
	FH fixed with pad	585	615	645	700	755	800
	AT adj. T with pad	660	690	720	775	830	875


Ships with CC01 hooded carpet casters and CY14 height cylinder




HIGHBACK

Swivel Tilter
(1 paddle)
Swivels 360°, pneumatic cylinder seat height adjustment, seat and back tilt as unit, tilt tension control, tilt free floats or locks in upright position.


Arm Options



ZH fixed conference room



FH fixed with pad



AT adj. T height adjustment w/BAP


Additional Options

MODEL#		ADD
CAL133	California Technical Bulletin 133	100
HC01	Hard floor casters (set of 5)	45


Colored Mesh

MODEL#	COLOR	ADD
MM001	Red	75
MM003	Green	75
MM005	Dark Gray	75
MM000	Black mesh is default	0


Mesh colors




Red



Green



Dark Gray



Black

Dimensions
Actual dimensions will vary depending on model and options selected.

seat width: 21"

seat depth: 21"

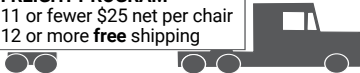
back width: 20.5"

back height: 22"

Weight: approx. 36-38 lbs.
COM Requirement: .5 yard per chair

TO ORDER, please specify:	model	arm	fabric pattern	fabric color	fabric grade	price	options/cost	back mesh color/cost	total price
EXAMPLE	MEHB02	AT	ANCHORAGE	ONYX 2016	1	660	HC01/\$45	MM000/\$0	705

FREIGHT PROGRAM
11 or fewer \$25 net per chair
12 or more **free** shipping



Ships partially assembled.

300 lb. Capacity All prices are LIST

Model		Arm Options	Arm Pad Options (default pad in bold)	1	COM 2	Upholstery Grade			
						3	4	5	6
MEMB04	<i>synchro tilt</i>	armless	-	655	685	715	770	825	870
		DA drop away	BAP , BT	780	810	840	895	950	995
		ATS adj. T	BAP, BT	780	810	840	895	950	995
		ATS/AW adj. T	BAP, BT	795	825	855	910	965	1010
		MAT/AW multi-function	-	855	885	915	970	1025	1070



MIDBACK

Ships with CC07-SL black & silver non-hooded carpet casters and CY06 height cylinder

300 lb. Capacity All prices are LIST

Model		Arm Options	Arm Pad Options (default pad in bold)	1	COM 2	Upholstery Grade			
						3	4	5	6
MEHB04	<i>synchro tilt</i>	armless	-	680	710	740	795	850	895
		DA drop away	BAP , BT	805	835	865	920	975	1020
		ATS adj. T	BAP, BT	805	835	865	920	975	1020
		ATS/AW adj. T	BAP, BT	820	850	880	935	990	1035
		MAT/AW multi-function	-	880	910	940	995	1050	1095

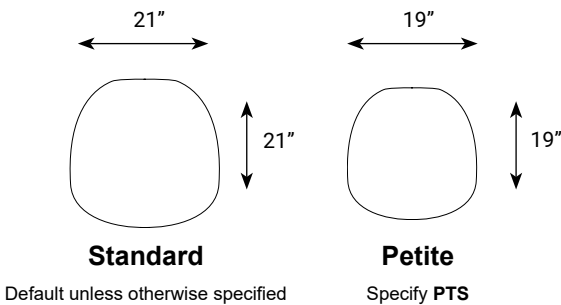


HIGHBACK

Most popular

Ships with CC07-SL black & silver non-hooded carpet casters and CY06 height cylinder

Melo Seat Sizes
Standard or Basic Series



Stool version non-tilting.
Seat-height adjustment only.

Dimensions
Actual dimensions will vary depending on model and options selected.

- seat width: 21" (Standard)
seat depth: 21" (Standard)

seat width: 19" (Petite)
seat depth: 19" (Petite)
- back width: 20.5"

back height: 18" (Midback)
back height: 22" (Highback)

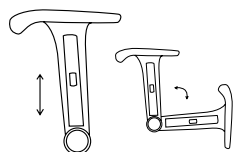
seat height from floor: 16"-23" (chair)
seat height from floor: 24"-32" (stool)

Weight: approx. 36-38 lbs.
COM Requirement: .5 yards per chair

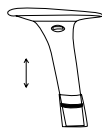
Mechanism Functions

Synchro Tilter
(2 paddles)
Swivels 360°, pneumatic cylinder seat height adjustment, synchronized tilt between seat and back, free floats in unlocked position, 4 position tilt lock, tilt tension control.

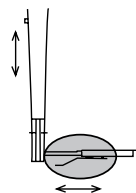
Arm Options



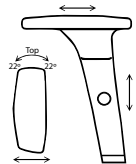
DA drop away



ATS adj. T height adjustment
(BT pad recommended)



ATS/AW adj. T includes
height and width adjustment
(BT pad recommended)



MAT/AW multi-function
(no arm pad option)

Arm Pad Options



BT bullet arm pad
(default pad if none specified)



BAP Buzz arm pad

Additional Options

MODEL#		ADD
CAL133	California Technical Bulletin 133	100
MF	Memory foam 1" top added to seat	120
EF	1" extra seat foam	80
SS (MESH)	Sliding seat depth adjustment (not available on stools)	90
GLBG	Stationary bell glides (set of 5) all black only	45
HC07	Hard floor casters (set of 5) all black only	45
SP*	Stool package includes 8" cylinder and "Sure Grip" footring. Seat height extends from 24"-32".	135
FR20	"Sure Grip" footring only	100
ALUM PKG	Includes: Base (BASE25-THA), Cylinder (CY02-CH), Casters (CCCH or HCCH)	250
PRP SEAT	Pronto petite seat upgrade	60
PRMB SEAT	Pronto midback seat upgrade	60

*When converting to a stool, the tilt feature is disengaged by the factory before shipping.

Colored Mesh

MODEL#	COLOR	ADD
MM001	Red	75
MM003	Green	75
MM005	Dark Gray	75
MM000	Black mesh is default	0

Mesh colors



Red



Green




Dark Gray






Black

TO ORDER, please specify:	model	arm	arm pad	fabric pattern	fabric color	fabric grade	price	options/cost	back mesh color/cost	total price
EXAMPLE	MEMB04	ATS	BT	ANCHORAGE	ONYX 2016	1	805	HC07\$45	MM000/\$0	850

FREIGHT PROGRAM
11 or fewer \$25 net per chair
12 or more **free** shipping

- Upholstered seat and black mesh back
- Synchro-tilt with 4-position lock
- Tilt tension adjustment
- Seat slider
- Height and width adjustable arms
- Lumbar adjustment
- 300 lb. capacity
- Ships KD with assembly required
-  Quick Ship (Stock Black Upholstery)



Model	Seat Height	Fabric Color	List
<u>NIFTY-L STK BK</u>	19"-21.5"	 Stock Black	895
<u>NIFTY-L-SP STK BK</u> Stool	23"-31"	 Stock Black	1030
<u>NIFTY-L-XSP STK BK</u> Stool*	25"-35"	 Stock Black	1050

All prices are LIST



Model	Seat Height	Upholstery Grade					
		1	2	3	4	5	6
<u>NIFTY-L</u>	19"-21.5"	935	965	995	1055	1115	1160
<u>NIFTY-L-SP</u> Stool*	23"-31"	1070	1100	1130	1190	1250	1295
<u>NIFTY-L-XSP</u> Stool*	25"-35"	1090	1120	1150	1210	1270	1315

*Stool version non-tilting. Seat-height adjustment only.

Ships with **CC07** hooded carpet casters

Additional Option

MODEL#	ADD
HC07	Hooded hard-floor casters (set of 5) 45

Dimensions

Actual dimensions will vary depending on model and options selected.

seat width	20.5"	back width	19.75"	seat height from floor	19"-21.5" (chair)
seat depth	19"-21.5" (stool 19")	back height	23"	seat height from floor	23"-31" (stool)
				seat height from floor	25"-35" (extended stool)

Weight: Chair 43 lbs.
Stool 50 lbs.

COM Requirements: 1 yard per chair

TO ORDER, please specify:	model	fabric pattern	fabric color	fabric grade	price	options/cost	total price
EXAMPLE	NIFTY-L	MOGULS	FLARE 2188	1	935	HC07/\$45	980

- Chair or stool
 - Self-skinned polyurethane
 - Hard-floor soft-wheel casters
- Industrial, medical or lab applications
 - Easy cleaning
- 300 lb. capacity
 - Ships KD with assembly required



Chair
24" base

Chair

Model	Description	List
<u>UR4001</u>	Basic Task (1 paddle) Swivels 360°, pneumatic cylinder seat-height adjustment	395
<u>UR4003</u>	Posture Back (2 paddles) Swivels 360°, pneumatic cylinder seat-height adjustment, infinite back angle adjustment, back-height adjustment	520



Stool
26" base

Stool

Model	Description	List
<u>UR4001-XSP</u>	Basic Task (1 paddle) Swivels 360°, pneumatic cylinder seat-height adjustment	550
<u>UR4003-XSP</u>	Posture Back (2 paddles) Swivels 360°, pneumatic cylinder seat-height adjustment, infinite back angle adjustment, back-height adjustment	675

Additional Options		
<u>MODEL#</u>		<u>ADD</u>
GLBG	Stationary bell glides (set of 5)	45
MSLC	Self-braking hard floor casters brake when unoccupied (set of 5)	75
MSRLC	Self-braking hard floor casters brake when occupied (set of 5)	75
CC01	Carpet casters-black only (set of 5)	N/C

Dimensions
Actual dimensions will vary depending on model and options selected.

seat width	18"	back width	16"	seat height from floor chair	15.5"-20.5"	Weight:	approx. 30 lbs. chair approx. 33 lbs. stool
seat depth	17"	back height	18"-20"	seat height from floor stool	21"-31"		

TO ORDER , please specify:	model	options/rpice	price
EXAMPLE	UR4001-XSP	CC01/NO CHARGE	395

FREIGHT PROGRAM
11 or fewer \$25 net per chair
12 or more **free** shipping



- For the person 4'10" or smaller
- Proportionally scaled seat and back
- Convex back

- 4" seat foam
- Soft and supple sit
- Partial assembly required

300 lb. Capacity

All prices are LIST

Model		Arm Options	Arm Pad Options (default pad in bold)	1	COM 2	Upholstery Grade			
						3	4	5	6
PRB01	<i>basic task fixed back</i>	armless	-	610	650	690	730	790	850
Use for basic task and minimal use situations. Simple adjustments.		DA drop away	BAP , BT	735	775	815	855	915	975
		AT adj. T	BAP , BT	735	775	815	855	915	975
		ATS adj. T	BAP , BT	750	790	830	870	930	990
		MAT multi-function		810	850	890	930	990	1050

Ships with **CC01** hooded carpet casters and **CY01** height cylinder

300 lb. Capacity

All prices are LIST

Model		Arm Options	Arm Pad Options (default pad in bold)	1	COM 2	Upholstery Grade			
						3	4	5	6
PRB02	<i>swivel tilter ratchet back</i>	armless	-	660	700	740	780	840	900
Great for mid management, conference room and meeting applications. Simple adjustments.		DA drop away	BAP , BT	785	825	865	905	965	1025
		AT/AW adj. T	BAP , BT	795	835	875	915	975	1035
		ATS adj. T	BAP , BT	805	845	888	925	985	1045
		ATS/AW adj. T	BAP , BT	815	855	895	935	995	1055
		MAT/AW multi-function	-	860	900	940	980	1040	1100

Ships with **CC01** hooded carpet casters and **CY01** height cylinder

300 lb. Capacity

All prices are LIST

Model		Arm Options	Arm Pad Options (default pad in bold)	1	COM 2	Upholstery Grade			
						3	4	5	6
PRB03	<i>posture back ratchet back</i>	armless	-	730	770	810	850	910	970
Perfect for clerical use and tasking situations that require some adjustability. Ideal control for stools.		DA drop away	BAP , BT	855	895	935	975	1035	1095
		AT/AW adj. T	BAP , BT	865	905	945	985	1045	1105
**AW (adj. width arm brackets) cannot be included with PRB03 series if SS (sliding seat depth adjustment) is ordered.		ATS adj. T	BAP , BT	870	910	950	990	1050	1110
		ATS/AW adj. T	BAP , BT	885	925	965	1005	1065	1125
		MAT/AW multi-function	-	930	970	1010	1050	1110	1170

Ships with **CC01** hooded carpet casters and **CY01** height cylinder

Actual dimensions will vary depending on model and options selected.

Dimensions: seat width 16" seat height from floor 14"-17" back width 16" back height 19"-22"

Weight: 45 lbs.

COM Requirements: 2 yards per chair



TO ORDER, please specify: EXAMPLE	model PRB04	arm AT/AW	arm pad BP	back panel SB	options HC01	fabric pattern ANCHORAGE	fabric color ONYX 2016	price 910
--------------------------------------	----------------	--------------	---------------	------------------	-----------------	-----------------------------	---------------------------	--------------

NOTE: Pronto Bantam ships standard with a CY01 lower seat height 3" travel cylinder.
Optional 5" travel CY02 available without upcharge and must be specified.

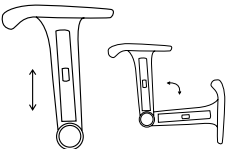
Mechanism Functions

Basic Task
(1 paddle)
Swivels 360°, pneumatic cylinder seat height adjustment, back depth adjustment.

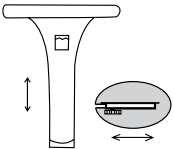
Swivel Tilter
(1 paddle)
Swivels 360°, pneumatic cylinder seat height adjustment, seat and back tilt as unit, tilt tension control, tilt free floats or locks in upright position, internal ratchet back height adjustment.

Posture Back
(2 paddles)
Swivels 360°, pneumatic cylinder seat height adjustment, infinite back angle adjustment, internal ratchet back height adjustment.

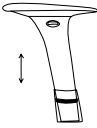
Arm Options



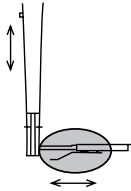
DA drop away



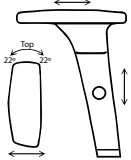
AT/AW adj. T includes height and width adjustment



ATS adj. T height adjustment




AT/AW adj. T includes height and width adjustment




MAT/AW multi-function
(no arm pad option)

Arm Pad Options



BAP Buzz arm pad
(default pad if none specified except for ATS)



BT bullet arm pad

Back Panel Options

SB Standard upholstered back panel. **(DEFAULT)**

BB Ballistic nylon back – recommended *(no upcharge)*

BP Bumper back trim – recommended *(no upcharge)*
Choose from 6 colors. Refer to web site for selection.

Buzz Seating is not responsible for back panel wear or tear regardless of option chosen. For additional back wear protection, BB or BP is recommended. One option is provided without an additional upcharge. If both options are ordered a 45 list upcharge applies. Refer to web site for BP color selections.

DEFAULT IS SB UNLESS SPECIFIED OTHERWISE

Additional Options

MODEL#		ADD
CAL133	California Technical Bulletin 133	160
MF	1" layer memory foam over upgraded high density foam seat	120
EF	1" extra seat foam	80
GLBG	Stationary bell glides (set of 5)	45
HC01	Hard floor/multisurface casters (set of 5)	45
MSLC	Self-braking hard floor casters brake when unoccupied (set of 5)	70
MSRLC	Self-braking hard floor casters brake when occupied (set of 5)	75
FR20	"Sure Grip" footring	100



- For the person 4'10" or smaller
- Proportionally scaled seat and back
- Convex back

- 4" seat foam
- Soft and supple sit
- Partial assembly required

300 lb. Capacity

All prices are LIST

Model	Arm Options	Arm Pad Options (default pad in bold)	1	COM 2	Upholstery Grade 3	4	5	6
PRB04 <i>synchro tilter ratchet back</i>	armless	-	730	770	810	850	910	970
Smooth and simple ride. Synchronized movement between seat and back. Any application. **AW (adj. width arm brackets) cannot be included with PRB24 series if SS (sliding seat depth adjustment) is ordered.	DA drop away	BAP, BT	855	895	920	975	1035	1095
	AT/AW adj. T	BAP, BT	865	905	945	985	1045	1105
	ATS adj. T	BAP, BT	870	910	950	990	1050	1110
	ATS/AW adj. T	BAP, BT	885	925	965	1005	1065	1125
	MAT/AW multi-function	-	930	970	1010	1050	1110	1170

Ships with CC01 hooded carpet casters and CY01 height cylinder

300 lb. Capacity

All prices are LIST

Model	Arm Options	Arm Pad Options (default pad in bold)	1	COM 2	Upholstery Grade 3	4	5	6
PRB08 <i>multi tilter ratchet back</i>	armless	-	865	905	945	985	1045	1105
Use in applications that require maximum adjustability. Multipurpose full 6 function ergonomic control. Recommended for its infinite range and ease of adjustments.	DA drop away	BAP, BT	990	1030	1070	1110	1170	1230
	AT adj. T	BAP, BT	990	1030	1070	1110	1170	1230
	ATS adj. T	BAP, BT	1005	1045	1085	1125	1185	1245
	MAT multi-function	-	1065	1105	1145	1185	1245	1305

Ships with CC01 hooded carpet casters and CY01 height cylinder

Most popular (recommended)

300 lb. Capacity

All prices are LIST

Model	Arm Options	Arm Pad Options (default pad in bold)	1	COM 2	Upholstery Grade 3	4	5	6
PRB09 <i>multi tilt ratchet back integrated seat slider</i>	armless	-	895	935	975	1015	1075	1135
Perfect for any application. An all inclusive control at a value price. Includes an internal ratchet back height adjustment and seat slider.	DA drop away	BAP, BT	1020	1060	1100	1140	1200	1260
	AT adj. T	BAP, BT	1020	1060	1100	1140	1200	1260
	ATS adj. T	BAP, BT	1035	1075	1115	1155	1205	1275
	MAT multi-function	-	1095	1135	1175	1215	1275	1335

Ships with CC01 hooded carpet casters and CY01 height cylinder

Actual dimensions will vary depending on model and options selected.

Dimensions: seat width 16" seat height from floor 14"-17" back width 16" back height 19"-22"

Weight: 45 lbs.
COM Requirements:
2 yards per chair



TO ORDER, please specify:	model	arm	arm pad	back panel	options	fabric pattern	fabric color	price
EXAMPLE	PRB04	AT/AW	BP	BB	HC01	ANCHORAGE	ONYX 2016	910

NOTE: Pronto Bantam ships standard with a CY01 lower seat height 3" travel cylinder.
Optional 5" travel CY02 available without upcharge and must be specified.

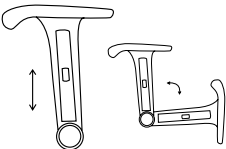
Mechanism Functions

Synchro Tilter
(2 paddles)
Swivels 360°, pneumatic cylinder seat height adjustment, synchronized tilt between seat and back, free floats in unlocked position, 3 position tilt lock, tilt tension control, internal ratchet back height adjustment.

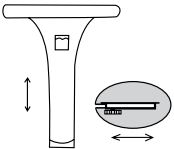
Multi Tilter
(3 paddles)
Swivels 360°, pneumatic cylinder seat height adjustment, seat and back tilt as unit, free floats in unlocked position, infinite position tilt lock, tilt tension control, internal ratchet back height adjustment, infinite back angle adjustment.

Multi Tilt w/Integrated Seat Slider
(4 paddles)
Swivels 360°, pneumatic cylinder seat height adjustment, seat and back tilt as unit, free floats in unlocked position, infinite position tilt lock, tilt tension control, internal ratchet back height adjustment, infinite back angle adjustment, side activated sliding seat pan.

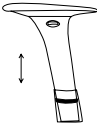
Arm Options



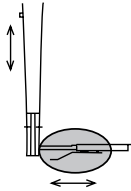
DA drop away



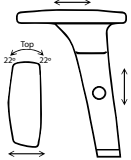
AT/AW adj. T includes height and width adjustment



ATS adj. T height adjustment




AT/AW adj. T includes height and width adjustment




MAT/AW multi-function
(no arm pad option)

Arm Pad Options



BAP Buzz arm pad
(default pad if none specified except for ATS)



BT bullet arm pad

Back Panel Options

SB Standard upholstered back panel. **(DEFAULT)**

BB Ballistic nylon back – recommended *(no upcharge)*

BP Bumper back trim – recommended *(no upcharge)*
Choose from 6 colors. Refer to web site for selection.

Buzz Seating is not responsible for back panel wear or tear regardless of option chosen. For additional back wear protection, BB or BP is recommended. One option is provided without an additional upcharge. If both options are ordered a 45 list upcharge applies. Refer to web site for BP color selections.

DEFAULT IS SB UNLESS SPECIFIED OTHERWISE

Additional Options

MODEL#		ADD
CAL133	California Technical Bulletin 133	160
MF	1" layer memory foam over upgraded high density foam seat	120
EF	1" extra seat foam	80
GLBG	Stationary bell glides (set of 5)	45
HC01	Hard floor/multisurface casters (set of 5)	45
MSLC	Self-braking hard floor casters brake when unoccupied (set of 5)	70
MSRLC	Self-braking hard floor casters brake when occupied (set of 5)	75
FR20	"Sure Grip" footing	100

PRONTO Series - Petite

Lifetime Warranty



- Sized for the petite individual
- Proportionally scaled seat and back
- Convex back
- 4" seat foam
- Soft and supple sit
- Partial assembly required

300 lb. Capacity

All prices are LIST

Model		Arm Options	Arm Pad Options (default pad in bold)	1	COM 2	Upholstery Grade			
PRP01	<i>basic task fixed back</i>	armless	-	620	660	700	740	800	860
Use for basic task and minimal use situations. Simple adjustments.		DA drop away	BAP , BT	745	785	825	865	925	985
		AT adj. T	BAP , BT	745	785	825	865	925	985
		ATS adj. T	BAP , BT	760	800	840	880	940	1000
		MAT multi-function	-	820	860	900	940	1000	1060
Stool options available on PRP01									

Ships with **CC01** hooded carpet casters and **CY01** height cylinder

300 lb. Capacity

All prices are LIST

Model		Arm Options	Arm Pad Options (default pad in bold)	1	COM 2	Upholstery Grade			
PRP02	<i>swivel tilter ratchet back</i>	armless	-	670	710	750	790	850	910
Great for mid management, conference room and meeting applications. Simple adjustments.		DA drop away	BAP , BT	795	835	875	915	975	1035
		AT/AW adj. T	BAP , BT	805	845	885	925	985	1045
		ATS adj. T	BAP , BT	810	850	890	930	990	1050
		ATS/AW adj. T	BAP , BT	825	865	905	945	1005	1065
		MAT/AW multi-function	-	870	910	950	990	1050	1110

Ships with **CC01** hooded carpet casters and **CY01** height cylinder

300 lb. Capacity

All prices are LIST

Model		Arm Options	Arm Pad Options (default pad in bold)	1	COM 2	Upholstery Grade			
PRP03	<i>posture back ratchet back</i>	armless	-	740	780	820	860	920	980
Perfect for clerical use and tasking situations that require some adjustability. Ideal control for stools.		DA drop away	BAP , BT	865	905	945	985	1045	1105
		AT/AW adj. T	BAP , BT	875	915	955	995	1055	1115
		ATS adj. T	BAP , BT	880	920	960	1000	1060	1120
		ATS/AW adj. T	BAP , BT	895	935	975	1015	1075	1035
Stool options available on PRP03									
		MAT/AW multi-function	-	940	980	1020	1060	1120	1180

Ships with **CC01** hooded carpet casters and **CY01** height cylinder

Actual dimensions will vary depending on model and options selected.

Dimensions: seat width 18" seat height from floor 17" back width 17"
seat depth 16" 15.5"-19" back height 19"-22"

Weight: 47 lbs.

COM Requirements: 2 yards per chair

TO ORDER, please specify:	model	arm	arm pad	back panel	options	fabric pattern	fabric color	price
EXAMPLE	PRP04	AT/AW	BP	SB	HC01	ANCHORAGE	ONYX 2016	920

NOTE: Pronto Petite ships standard with a CY01 lower seat height 3" travel cylinder.
Optional 5" travel CY02 available without upcharge and must be specified.

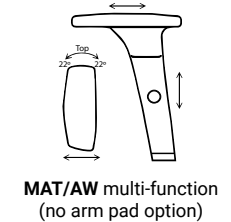
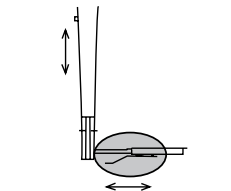
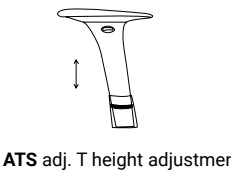
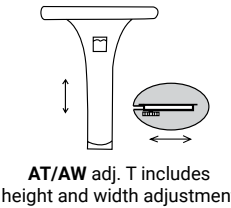
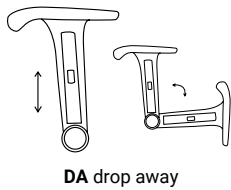
Mechanism Functions

Basic Task
(1 paddle)
Swivels 360°, pneumatic cylinder seat height adjustment, back depth adjustment.

Swivel Tilter
(1 paddle)
Swivels 360°, pneumatic cylinder seat height adjustment, seat and back tilt as unit, tilt tension control, tilt free floats or locks in upright position, internal ratchet back height adjustment.

Posture Back
(2 paddles)
Swivels 360°, pneumatic cylinder seat height adjustment, infinite back angle adjustment, internal ratchet back height adjustment.

Arm Options



Arm Pad Options



Back Panel Options

- SB** Standard upholstered back panel. **(DEFAULT)**
- BB** Ballistic nylon back – recommended *(no upcharge)*
- BP** Bumper back trim – recommended *(no upcharge)*
Choose from 6 colors. Refer to web site for selection.

Buzz Seating is not responsible for back panel wear or tear regardless of option chosen. For additional back wear protection, **BB** or **BP** is recommended. One option is provided without an additional upcharge. If both options are ordered a **45** list upcharge applies. Refer to web site for **BP** color selections.

DEFAULT IS SB UNLESS SPECIFIED OTHERWISE

Additional Options

MODEL#		ADD
CAL133	California Technical Bulletin 133	160
MF	1" layer memory foam over upgraded high density foam seat	120
EF	1" extra seat foam	80
GLBG	Stationary bell glides (set of 5)	45
HC01	Hard floor/multisurface casters (set of 5)	45
MSLC	Self-braking hard floor casters brake when unoccupied (set of 5)	70
MSRLC	Self-braking hard floor casters brake when occupied (set of 5)	75
SP	Stool package (with PRP01, PRP03 controls only). Includes 8" cylinder and "Sure Grip" footing. Seat height extends from 20"-28".	133
XSP	Ext. stool package (with PRP01, PRP03 controls only). Includes 10" cylinder and "Sure Grip" footing. Seat height extends from 22"-32".	156
FR20	"Sure Grip" footing	100

FOOTNOTE:
** AW (adj. width arm brackets) cannot be included with PRP03 series if SS (sliding seat depth adjustment) is ordered.

PRONTO Series - Petite

Lifetime Warranty



- Sized for the petite individual
- Proportionally scaled seat and back
- Convex back
- 4" seat foam
- Soft and supple sit
- Partial assembly required

300 lb. Capacity

All prices are LIST

Model	Arm Options	Arm Pad Options (default pad in bold)	1	COM 2	Upholstery Grade			
					3	4	5	6
PRP04 <i>synchro tilter ratchet back</i>	armless	-	740	780	820	860	920	980
Smooth and simple ride. Synchronized movement between seat and back. Any application. **AW (adj. width arm brackets) cannot be included with PRP04 series if SS (sliding seat depth adjustment) is ordered.	DA drop away	BAP, BT	865	905	945	985	1045	1105
	AT/AW adj. T	BAP, BT	875	915	955	995	1055	1115
	ATS adj. T	BAP, BT	880	920	960	1000	1060	1120
	ATS/AW adj. T	BAP, BT	895	935	975	1015	1075	1035
	MAT/AW multi-function	-	940	980	1020	1060	1120	1180

Ships with CC01 hooded carpet casters and CY01 height cylinder

300 lb. Capacity

All prices are LIST

Model	Arm Options	Arm Pad Options (default pad in bold)	1	COM 2	Upholstery Grade			
					3	4	5	6
PRP08 <i>multi tilter ratchet back</i>	armless	-	875	915	955	995	1055	1115
Use in applications that require maximum adjustability. Multipurpose full 6 function ergonomic control. Recommended for its infinite range and ease of adjustments.	DA drop away	BAP, BT	1000	1040	1080	1120	1180	1240
	AT/AW adj. T	BAP, BT	1010	1050	1090	1130	1190	1250
	ATS adj. T	BAP, BT	1015	1055	1095	1135	1195	1255
	ATS/AW adj. T	BAP, BT	1030	1070	1110	1150	1210	1270
	MAT/AW multi-function	-	1075	1115	1155	1195	1255	1315

Ships with CC01 hooded carpet casters and CY01 height cylinder

Most popular (recommended)

300 lb. Capacity

All prices are LIST

Model	Arm Options	Arm Pad Options (default pad in bold)	1	COM 2	Upholstery Grade			
					3	4	5	6
PRP09 <i>multi tilt ratchet back integrated seat slider</i>	armless	-	905	945	985	1025	1085	1145
Perfect for any application. An all inclusive control at a value price. Includes an internal ratchet back height adjustment and seat slider.	DA drop away	BAP, BT	1030	1070	1110	1150	1210	1170
	AT adj. T	BAP, BT	1040	1080	1120	1160	1220	1180
	ATS adj. T	BAP, BT	1045	1085	1125	1165	1225	1185
	ATS/AW adj. T	BAP, BT	1060	1100	1140	1180	1240	1200
	MAT multi-function	-	1105	1145	1185	1225	1285	1245

Ships with CC01 hooded carpet casters and CY01 height cylinder

Actual dimensions will vary depending on model and options selected.

Dimensions: seat width 18" seat height from floor 15.5"-19" back width 17" back height 19"-22"

Weight: 47 lbs.

COM Requirements: 2 yards per chair

TO ORDER, please specify:	model	arm	arm pad	back panel	options	fabric pattern	fabric color	price
EXAMPLE	PRP04	AT/AW	BP	SB	HC01	ANCHORAGE	ONYX 2016	920

NOTE: Pronto Petite ships standard with a CY01 lower seat height 3" travel cylinder.
Optional 5" travel CY02 available without upcharge and must be specified.

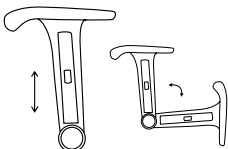
Mechanism Functions

Synchro Tilter
(2 paddles)
Swivels 360°, pneumatic cylinder seat height adjustment, synchronized tilt between seat and back, free floats in unlocked position, 3 position tilt lock, tilt tension control, internal ratchet back height adjustment.

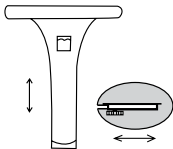
Multi Tilter
(3 paddles)
Swivels 360°, pneumatic cylinder seat height adjustment, seat and back tilt as unit, free floats in unlocked position, infinite position tilt lock, tilt tension control, internal ratchet back height adjustment, infinite back angle adjustment.

Multi Tilt w/Integrated Seat Slider
(4 paddles)
Swivels 360°, pneumatic cylinder seat height adjustment, seat and back tilt as unit, free floats in unlocked position, infinite position tilt lock, tilt tension control, internal ratchet back height adjustment, infinite back angle adjustment, side activated sliding seat pan.

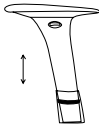
Arm Options



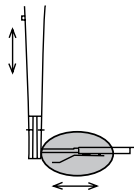
DA drop away



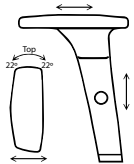
AT/AW adj. T includes height and width adjustment



ATS adj. T height adjustment



ATS/AW adj. T includes height and width adjustment



MAT/AW multi-function (no arm pad option)

Arm Pad Options



BAP Buzz arm pad (default pad if none specified except for ATS)



BT bullet arm pad

Back Panel Options

- SB Standard upholstered back panel. **(DEFAULT)**
- BB Ballistic nylon back – recommended *(no upcharge)*
- BP Bumper back trim – recommended *(no upcharge)*
Choose from 6 colors. Refer to web site for selection.

Buzz Seating is not responsible for back panel wear or tear regardless of option chosen. For additional back wear protection, **BB** or **BP** is recommended. One option is provided without an additional upcharge. If both options are ordered a **45** list upcharge applies. Refer to web site for **BP** color selections.

DEFAULT IS SB UNLESS SPECIFIED OTHERWISE

Additional Options

MODEL#		ADD
CAL133	California Technical Bulletin 133	160
MF	1" layer memory foam over upgraded high density foam seat	120
EF	1" extra seat foam	80
GLBG	Stationary bell glides (set of 5)	45
HC01	Hard floor/multisurface casters (set of 5)	45
MSLC	Self-braking hard floor casters brake when unoccupied (set of 5)	70
MSRLC	Self-braking hard floor casters brake when occupied (set of 5)	75
FR20	"Sure Grip" footring	100

FOOTNOTE:
** **AW** (adj. width arm brackets) cannot be included with **PRP04** & **PRP09** series if **SS** (sliding seat depth adjustment) is ordered or included.

PRONTO Series - Midback

Lifetime Warranty



- Accommodates most individuals as a mid-sized chair
- Proportionally scaled seat and back
- Convex back
- 4" seat foam
- Soft and supple sit
- Partial assembly required

300 lb. Capacity

All prices are LIST

Model	Arm Options	Arm Pad Options (default pad in bold)	1	COM 2	Upholstery Grade 3	4	5	6
PRMB01 <i>basic task fixed back</i>	armless	-	640	680	720	760	820	880
Use for basic task and minimal use situations. Simple adjustments.	DA drop away	BAP , BT	765	805	845	885	945	1005
	AT/AW adj. T	BAP , BT	775	815	835	895	955	1015
	ATS adj. T	BAP, BT	780	820	840	900	960	1020
	ATS/AW adj. T	BAP, BT	795	825	865	915	975	1035
	MAT/AW multi-function	-	840	880	920	960	1020	1080

Stool options available on PRMB01

Ships with **CC01** hooded carpet casters and **CY02** height cylinder

300 lb. Capacity

All prices are LIST

Model	Arm Options	Arm Pad Options (default pad in bold)	1	COM 2	Upholstery Grade 3	4	5	6
PRMB02 <i>swivel tilter ratchet back</i>	armless	-	690	730	770	810	870	930
Great for mid management, conference room and meeting applications. Simple adjustments.	DA drop away	BAP , BT	815	855	895	935	995	1055
	AT/AW adj. T	BAP , BT	825	865	895	945	1005	1065
	ATS adj. T	BAP, BT	830	870	910	950	1010	1070
	ATS/AW adj. T	BAP, BT	845	855	925	965	1025	1085
	MAT/AW multi-function	-	890	930	970	1010	1070	1130

Ships with **CC01** hooded carpet casters and **CY02** height cylinder

300 lb. Capacity

All prices are LIST

Model	Arm Options	Arm Pad Options (default pad in bold)	1	COM 2	Upholstery Grade 3	4	5	6
PRMB03 <i>posture back ratchet back</i>	armless	-	760	800	840	880	940	1000
Perfect for clerical use and tasking situations that require some adjustability. Ideal control for stools.	DA drop away	BAP , BT	885	925	965	1005	1065	1125
	AT/AW adj. T	BAP , BT	895	935	975	1015	1075	1135
	ATS adj. T	BAP, BT	900	940	980	1020	1080	1140
	ATS/AW adj. T	BAP, BT	915	955	965	1005	1065	1125
	MAT/AW multi-function	-	960	1000	1040	1080	1140	1200

Stool options available on PRMB03

Ships with **CC01** hooded carpet casters and **CY02** height cylinder

Actual dimensions will vary depending on model and options selected.

Dimensions: seat width 21" seat height from floor 16"-21" back width 20" back height 20.5"-23.5"

Weight: 49 lbs.

COM Requirements: 2 yards per chair

TO ORDER, please specify:	model	arm	arm pad	back panel	options	fabric pattern	fabric color	price
EXAMPLE	PRMB04	AT/AW	BP	SB	HC01	ANCHORAGE	ONYX 2016	940

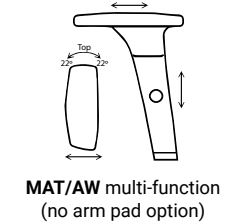
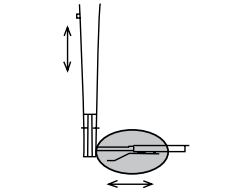
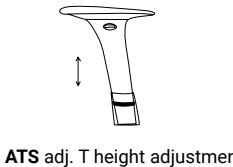
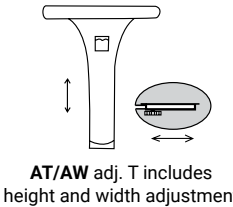
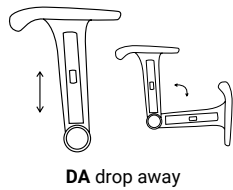
Mechanism Functions

Basic Task
(1 paddle)
Swivels 360°, pneumatic cylinder seat height adjustment, back depth adjustment.

Swivel Tilter
(1 paddle)
Swivels 360°, pneumatic cylinder seat height adjustment, seat and back tilt as unit, tilt tension control, tilt free floats or locks in upright position, internal ratchet back height adjustment.

Posture Back
(2 paddles)
Swivels 360°, pneumatic cylinder seat height adjustment, infinite back angle adjustment, internal ratchet back height adjustment.

Arm Options



Arm Pad Options



Back Panel Options

- SB Standard upholstered back panel. **(DEFAULT)**
- BB Ballistic nylon back – recommended *(no upcharge)*
- BP Bumper back trim – recommended *(no upcharge)*
Choose from 6 colors. Refer to web site for selection.

Buzz Seating is not responsible for back panel wear or tear regardless of option chosen. For additional back wear protection, **BB** or **BP** is recommended. One option is provided without an additional upcharge. If both options are ordered a **45** list upcharge applies. Refer to web site for **BP** color selections.

DEFAULT IS SB UNLESS SPECIFIED OTHERWISE

Additional Options

MODEL#		ADD
CAL133	California Technical Bulletin 133	160
MF	1" layer memory foam over upgraded high density foam seat	120
EF	1" extra seat foam	80
SS	Sliding seat depth adjustment (not available with PRMB01 or PRMB02)	100
GLBG	Stationary bell glides (set of 5)	45
HC01	Hard floor/multisurface casters (set of 5)	45
MSLC	Self-braking hard floor casters brake when unoccupied (set of 5)	70
MSRLC	Self-braking hard floor casters brake when occupied (set of 5)	75
SP	Stool package (with PRMB01, PRMB03 controls only). Includes 8" cylinder and "Sure Grip" footing. Seat height extends from 20"-28".	135
XSP	Ext. stool package (with PRMB01, PRMB03 controls only). Includes 10" cylinder and "Sure Grip" footing. Seat height extends from 22"-32".	155
FR20	"Sure Grip" footing	100



- Accommodates most individuals as a mid-sized chair
- Proportionally scaled seat and back
- Convex back
- 4" seat foam
- Soft and supple sit
- Partial assembly required

		300 lb. Capacity				All prices are LIST			
Model		Arm Options	Arm Pad Options (default pad in bold)	1	COM 2	Upholstery Grade			
PRMB04	synchro tilter ratchet back	armless	-	760	800	840	880	940	1000
Smooth and simple ride. Synchronized movement between seat and back. Any application. **AW (adj. width arm brackets) cannot be included with PRMB04 series if SS (sliding seat depth adjustment) is ordered.		DA drop away	BAP, BT	885	925	965	1005	1065	1025
		AT/AW adj. T	BAP, BT	895	935	975	1015	1075	1135
		ATS adj. T	BAP, BT	900	940	980	1020	1080	1140
		ATS/AW adj. T	BAP, BT	915	955	995	1035	1095	1055
		MAT/AW multi-function	-	960	1000	1040	1080	1140	1200
Ships with CC01 hooded carpet casters and CY02 height cylinder									

		300 lb. Capacity				All prices are LIST			
Model		Arm Options	Arm Pad Options (default pad in bold)	1	COM 2	Upholstery Grade			
PRMB08	multi tilter ratchet back	armless	-	895	935	975	1015	1075	1135
Use in applications that require maximum adjustability. Multipurpose full 6 function ergonomic control. Recommended for its infinite range and ease of adjustments.		DA drop away	BAP, BT	1020	1060	1100	1140	1200	1260
		AT/AW adj. T	BAP, BT	1030	1070	1110	1150	1210	1270
		ATS adj. T	BAP, BT	1035	1075	1115	1155	1215	1275
		ATS/AW adj. T	BAP, BT	1050	1090	1030	1170	1230	1290
		MAT/AW multi-function	-	1095	1135	1135	1215	1275	1335
Ships with CC01 hooded carpet casters and CY02 height cylinder									

Most popular (recommended)		300 lb. Capacity				All prices are LIST			
Model		Arm Options	Arm Pad Options (default pad in bold)	1	COM 2	Upholstery Grade			
PRMB09	multi tilt ratchet back integrated seat slider	armless	-	925	965	1005	1045	1105	1165
Perfect for any application. An all inclusive control at a value price. Includes an internal ratchet back height adjustment and seat slider.		DA drop away	BAP, BT	1050	1090	1130	1170	1230	1290
		AT/AW adj. T	BAP, BT	1060	1100	1140	1180	1240	1300
		ATS adj. T	BAP, BT	1065	1105	1145	1185	1245	1305
		ATS/AW adj. T	BAP, BT	1080	1120	1160	1200	1260	1320
		MAT/AW multi-function	-	1125	1165	1205	1245	1305	1365
Ships with CC01 hooded carpet casters and CY02 height cylinder									

Actual dimensions will vary depending on model and options selected.

Dimensions:

seat width 21" seat height from floor 16"-21" back width 20" back height 20.5"-23.5"

seat depth 19.5"

Weight: 49 lbs.

COM Requirements: 2 yards per chair

TO ORDER, please specify:	model	arm	arm pad	back panel	options	fabric pattern	fabric color	price
EXAMPLE	PRMB04	AT/AW	BP	SB	HC01	ANCHORAGE	ONYX 2016	940

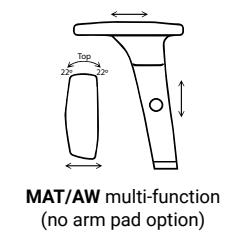
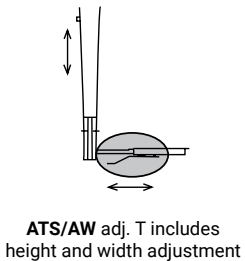
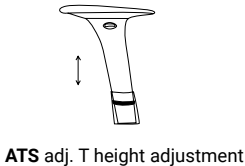
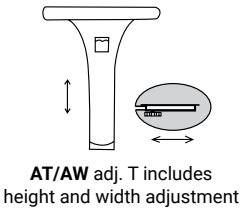
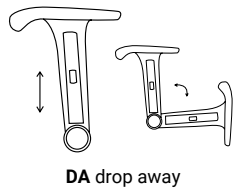
Mechanism Functions

Synchro Tilter
(2 paddles)
Swivels 360°, pneumatic cylinder seat height adjustment, synchronized tilt between seat and back, free floats in unlocked position, 3 position tilt lock, tilt tension control, internal ratchet back height adjustment.

Multi Tilter
(3 paddles)
Swivels 360°, pneumatic cylinder seat height adjustment, seat and back tilt as unit, free floats in unlocked position, infinite position tilt lock, tilt tension control, internal ratchet back height adjustment, infinite back angle adjustment.

Multi Tilt w/Integrated Seat Slider
(4 paddles)
Swivels 360°, pneumatic cylinder seat height adjustment, seat and back tilt as unit, free floats in unlocked position, infinite position tilt lock, tilt tension control, internal ratchet back height adjustment, infinite back angle adjustment, side activated sliding seat pan.

Arm Options



Arm Pad Options



Back Panel Options

- SB** Standard upholstered back panel. **(DEFAULT)**
 - BB** Ballistic nylon back – recommended *(no upcharge)*
 - BP** Bumper back trim – recommended *(no upcharge)*
Choose from 6 colors. Refer to web site for selection.
- Buzz Seating is not responsible for back panel wear or tear regardless of option chosen. For additional back wear protection, **BB** or **BP** is recommended. One option is provided without an additional upcharge. If both options are ordered a **45** list upcharge applies. Refer to web site for **BP** color selections.
- DEFAULT IS SB UNLESS SPECIFIED OTHERWISE**

Additional Options

MODEL#		ADD
CAL133	California Technical Bulletin 133	160
MF	1" layer memory foam over upgraded high density foam seat	120
EF	1" extra seat foam	80
SS	Sliding seat depth adjustment (not available with PRMB08)	100
GLBG	Stationary bell glides (set of 5)	45
HC01	Hard floor/multisurface casters (set of 5)	45
MSLC	Self-braking hard floor casters brake when unoccupied (set of 5)	70
MSRLC	Self-braking hard floor casters brake when occupied (set of 5)	75
FR20	"Sure Grip" footring	100
LINBACK	Linear back shape width 20"/height 20.5"-23.5" (PRMB04 Only)	N/C

PRONTO Series - Highback

Lifetime Warranty



- Designed for the larger sized individual as a high back chair
- Proportionally scaled seat and back
- Convex back
- 4" seat foam
- Soft and supple sit
- Partial assembly required

300 lb. Capacity

All prices are LIST

Model	Arm Options	Arm Pad Options (default pad in bold)	1	COM 2	Upholstery Grade 3	4	5	6
PRHB01 <i>basic task fixed back</i>	armless	-	730	770	810	850	910	970
Use for basic task and minimal use situations. Simple adjustments. Stool options available on PRHB01	DA drop away	BAP , BT	855	895	935	975	1035	1095
	AT/AW adj. T	BAP , BT	865	905	945	985	1045	1105
	ATS adj. T	BAP, BT	870	910	950	990	1050	1110
	ATS/AW adj. T	BAP, BT	885	925	965	1005	1065	1125
	MAT/AW multi-function	-	930	970	995	1050	1110	1170

Ships with **CC01** hooded carpet casters and **CY02** height cylinder

300 lb. Capacity

All prices are LIST

Model	Arm Options	Arm Pad Options (default pad in bold)	1	COM 2	Upholstery Grade 3	4	5	6
PRHB02 <i>swivel tilter ratchet back</i>	armless	-	725	765	805	845	905	965
Great for mid management, conference room and meeting applications. Simple adjustments.	DA drop away	BAP , BT	850	890	930	970	1030	1090
	AT/AW adj. T	BAP , BT	860	900	940	980	1040	1100
	ATS adj. T	BAP, BT	865	905	945	985	1045	1105
	ATS/AW adj. T	BAP, BT	880	920	960	1000	1060	1120
	MAT/AW multi-function	-	925	965	1005	1045	1105	1165

Ships with **CC01** hooded carpet casters and **CY02** height cylinder

300 lb. Capacity

All prices are LIST

Model	Arm Options	Arm Pad Options (default pad in bold)	1	COM 2	Upholstery Grade 3	4	5	6
PRHB03 <i>posture back ratchet back</i>	armless	-	795	835	875	915	975	1035
Perfect for clerical use and tasking situations that require some adjustability. Ideal control for stools.	DA drop away	BAP , BT	920	960	1000	1040	1100	1160
	AT/AW adj. T	BAP , BT	930	970	1010	1050	1110	1170
	ATS adj. T	BAP, BT	935	975	1015	1055	1115	1175
	ATS/AW adj. T	BAP, BT	950	990	1030	1070	1130	1190
	MAT/AW multi-function	-	995	1035	1075	1115	1175	1235

Ships with **CC01** hooded carpet casters and **CY02** height cylinder

Actual dimensions will vary depending on model and options selected.

Dimensions: seat width 22" seat height from floor 16"-21" back width 21" back height 25.5"-28.5"

Weight: 52 lbs.

COM Requirements: 2 yards per chair

TO ORDER, please specify:	model	arm	arm pad	back panel	options	fabric pattern	fabric color	price
EXAMPLE	PRHB04	AT/AW	BP	BB	HC01	ANCHORAGE	ONYX 2016	975

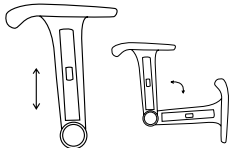
Mechanism Functions

Basic Task
(1 paddle)
Swivels 360°, pneumatic cylinder seat height adjustment, back depth adjustment.

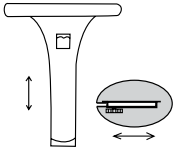
Swivel Tilter
(1 paddle)
Swivels 360°, pneumatic cylinder seat height adjustment, seat and back tilt as unit, tilt tension control, tilt free floats or locks in upright position, internal ratchet back height adjustment.

Posture Back
(2 paddles)
Swivels 360°, pneumatic cylinder seat height adjustment, infinite back angle adjustment, internal ratchet back height adjustment.

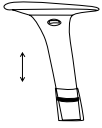
Arm Options



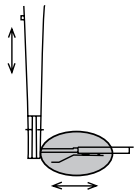
DA drop away



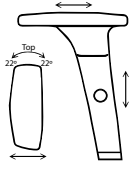
AT/AW adj. T includes height and width adjustment



ATS adj. T height adjustment




ATS/AW adj. T includes height and width adjustment




MAT/AW multi-function (no arm pad option)

Arm Pad Options



BAP Buzz arm pad (default pad if none specified except for ATS)



BT bullet arm pad

Back Panel Options

SB Standard upholstered back panel. **(DEFAULT)**

BB Ballistic nylon back – recommended *(no upcharge)*

BP Bumper back trim – recommended *(no upcharge)*
Choose from 6 colors. Refer to web site for selection.

Buzz Seating is not responsible for back panel wear or tear regardless of option chosen. For additional back wear protection, BB or BP is recommended. One option is provided without an additional upcharge. If both options are ordered a 45 list upcharge applies. Refer to web site for BP color selections.

DEFAULT IS SB UNLESS SPECIFIED OTHERWISE

Additional Options

MODEL#		ADD
CAL133	California Technical Bulletin 133	160
MF	1" layer memory foam over upgraded high density foam seat	120
EF	1" extra seat foam	80
SS	Sliding seat depth adjustment (not available with PRHB01, PRHB02 & stools)	100
GLBG	Stationary bell glides (set of 5)	45
HC01	Hard floor/multisurface casters (set of 5)	45
MSLC	Self-braking hard floor casters brake when unoccupied (set of 5)	70
MSRLC	Self-braking hard floor casters brake when occupied (set of 5)	75
SP	Stool package (with PRHB01, PRHB03 controls only). Includes 8" cylinder and "Sure Grip" footring. Seat height extends from 20"-28".	135
XSP	Ext. stool package (with PRHB01, PRHB03 controls only). Includes 10" cylinder and "Sure Grip" footring. Seat height extends from 22"-32".	155
FR20	"Sure Grip" footring	100

PRONTOSeries - Highback

Lifetime Warranty



- Designed for the larger sized individual as a high back chair
- Proportionally scaled seat and back
- Convex back
- 4" seat foam
- Soft and supple sit
- Partial assembly required

300 lb. Capacity All prices are LIST

Model		Arm Options	Arm Pad Options (default pad in bold)	1	COM 2	Upholstery Grade			
						3	4	5	6
PRHB04 <i>synchro tilter ratchet back</i>	Smooth and simple ride. Synchronized movement between seat and back. Any application.	armless	-	795	835	875	915	975	1035
		DA drop away	BAP, BT	920	960	1000	1040	1100	1160
		AT/AW adj. T	BAP, BT	930	970	1010	1050	1110	1170
		ATS adj. T	BAP, BT	935	975	1015	1055	1115	1175
		ATS/AW adj. T	BAP, BT	950	990	1030	1070	1130	1190
		MAT/AW multi-function	-	995	1035	1075	1115	1175	1235

Ships with CC01 hooded carpet casters and CY02 height cylinder

300 lb. Capacity All prices are LIST

Model		Arm Options	Arm Pad Options (default pad in bold)	1	COM 2	Upholstery Grade			
						3	4	5	6
PRHB08 <i>multi tilter ratchet back</i>	Use in applications that require maximum adjustability. Multipurpose full 6 function ergonomic control. Recommended for its infinite range and ease of adjustments.	armless	-	940	980	1020	1060	1120	1180
		DA drop away	BAP, BT	1065	1105	1145	1185	1245	1305
		AT/AW adj. T	BAP, BT	1075	1115	1155	1195	1255	1315
		ATS adj. T	BAP, BT	1080	1120	1160	1200	1260	1320
		ATS/AW adj. T	BAP, BT	1095	1135	1175	1215	1275	1335
		MAT/AW multi-function	-	1140	1180	1220	1260	1320	1380

Ships with CC01 hooded carpet casters and CY02 height cylinder

Most popular (recommended) 300 lb. Capacity All prices are LIST

Model		Arm Options	Arm Pad Options (default pad in bold)	1	COM 2	Upholstery Grade			
						3	4	5	6
PRHB09 <i>multi tilt ratchet back integrated seat slider</i>	Perfect for any application. An all inclusive control at a value price. Includes an internal ratchet back height adjustment and seat slider.	armless	-	970	1010	1050	1090	1150	1210
		DA drop away	BAP, BT	1095	1135	1175	1215	1275	1335
		AT/AW adj. T	BAP, BT	1105	1145	1185	1225	1285	1345
		ATS adj. T	BAP, BT	1110	1150	1190	1230	1290	1350
		ATS/AW adj. T	BAP, BT	1125	1165	1205	1245	1305	1365
		MAT/AW multi-function	-	1170	1210	1250	1290	1350	1410

Ships with CC01 hooded carpet casters and CY02 height cylinder

Actual dimensions will vary depending on model and options selected.

Dimensions: seat width 22" seat height from floor 16"-21" back width 21" back height 25.5"-28.5" seat depth 23"

Weight: 52 lbs.
COM Requirements: 2 yards per chair



TO ORDER, please specify:	model	arm	arm pad	back panel	options	fabric pattern	fabric color	price
EXAMPLE	PRHB04	AT/AW	BP	SB	HC01	ANCHORAGE	ONYX 2016	975

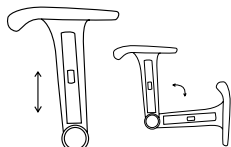
Mechanism Functions

Synchro Tilter
(2 paddles)
Swivels 360°, pneumatic cylinder seat height adjustment, synchronized tilt between seat and back, free floats in unlocked position, 3 position tilt lock, tilt tension control, internal ratchet back height adjustment.

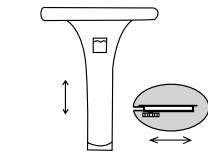
Multi Tilter
(3 paddles)
Swivels 360°, pneumatic cylinder seat height adjustment, seat and back tilt as unit, free floats in unlocked position, infinite position tilt lock, tilt tension control, internal ratchet back height adjustment, infinite back angle adjustment.

Multi Tilt w/Integrated Seat Slider
(4 paddles)
Swivels 360°, pneumatic cylinder seat height adjustment, seat and back tilt as unit, free floats in unlocked position, infinite position tilt lock, tilt tension control, internal ratchet back height adjustment, infinite back angle adjustment, side activated sliding seat pan.

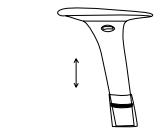
Arm Options



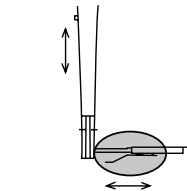
DA drop away



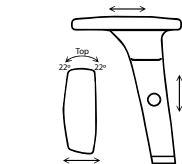
AT/AW adj. T includes height and width adjustment



ATS adj. T height adjustment



ATS/AW adj. T includes height and width adjustment



MAT/AW multi-function (no arm pad option)

Arm Pad Options



BAP Buzz arm pad (default pad if none specified except for ATS)



BT bullet arm pad

Back Panel Options

- SB Standard upholstered back panel. (DEFAULT)
- BB Ballistic nylon back – recommended (no upcharge)
- BP Bumper back trim – recommended (no upcharge) Choose from 6 colors. Refer to web site for selection.

Buzz Seating is not responsible for back panel wear or tear regardless of option chosen. For additional back wear protection, BB or BP is recommended. One option is provided without an additional upcharge. If both options are ordered a 45 list upcharge applies. Refer to web site for BP color selections.

DEFAULT IS SB UNLESS SPECIFIED OTHERWISE

Additional Options

MODEL#		ADD
CAL133	California Technical Bulletin 133	160
MF	1" layer memory foam over upgraded high density foam seat	120
EF	1" extra seat foam	80
SS	Sliding seat depth adjustment (not available with PRHB08 & stools)	100
GLBG	Stationary bell glides (set of 5)	45
HC01	Hard floor/multisurface casters (set of 5)	45
MSLC	Self-braking hard floor casters brake when unoccupied (set of 5)	70
MSRLC	Self-braking hard floor casters brake when occupied (set of 5)	75
FR20	"Sure Grip" footing	100

PRONTO Series - 24/7 Midback

Lifetime Warranty

Chair Version



Heavy Duty Multi-Shift

- 24/7 Multi-shift intensive-use environments
- Heavy-duty components
- Accommodates most individuals as a mid-sized chair
- Proportionally scaled seat and back
- Built for extreme conditions
- Partial assembly required
- Memory foam seat

350 lb. Capacity All prices are LIST

Model	Arm Options	Arm Pad Options (default pad in bold)	COM		Upholstery Grade			
			1	2	3	4	5	6
PRMB01HD <i>basic task fixed back</i>	armless	-	965	1005	1045	1085	1115	1205
Basic task situations that require minimal adjustments. Stool options available on PRMB01HD	DA drop away	BAP , BT	1090	1130	1170	1210	1270	1330
	AT/AW adj. T	BAP , BT	1100	1140	1180	1220	1280	1340
	ATS adj. T	BAP , BT	1105	1145	1185	1225	1285	1345
	ATS/AW adj. T	BAP , BT	1120	1160	1200	1240	1300	1360
	MAT/AW multi-function	-	1135	1205	1245	1285	1345	1405

Ships with CC01-HD hooded carpet casters and CY02-HD height cylinder

350 lb. Capacity All prices are LIST

Model	Arm Options	Arm Pad Options (default pad in bold)	COM		Upholstery Grade			
			1	2	3	4	5	6
PRMB08HD <i>multi tilter ratchet back</i>	armless	-	1175	1215	1255	1295	1355	1415
Use in applications that require maximum adjustability. Multipurpose full 6 function ergonomic control. Recommended for its infinite range and ease of adjustments.	DA drop away	BAP , BT	1300	1340	1380	1420	1480	1540
	AT/AW adj. T	BAP , BT	1310	1350	1390	1430	1490	1550
	ATS adj. T	BAP , BT	1315	1355	1395	1435	1495	1555
	ATS/AW adj. T	BAP , BT	1330	1370	1410	1450	1510	1570
	MAT/AW multi-function	-	1375	1415	1455	1495	1555	1615

Ships with CC01-HD hooded carpet casters and CY02-HD height cylinder

Most popular (recommended) 350 lb. Capacity All prices are LIST

Model	Arm Options	Arm Pad Options (default pad in bold)	COM		Upholstery Grade			
			1	2	3	4	5	6
PRMB09HD <i>multi tilter ratchet back integrated seat slider</i>	armless	-	1205	1245	1285	1325	1385	1445
Perfect for any application. An all inclusive control at a value price. Includes an internal ratchet back height adjustment and seat slider.	DA drop away	BAP , BT	1130	1370	1410	1450	1510	1570
	AT/AW adj. T	BAP , BT	1340	1380	1420	1460	1520	1580
	ATS adj. T	BAP , BT	1345	1385	1425	1465	1525	1585
	ATS/AW adj. T	BAP , BT	1360	1400	1440	1480	1540	1600
	MAT/AW multi-function	-	1405	1445	1485	1525	1585	1645

Ships with CC01-HD hooded carpet casters and CY02-HD height cylinder

Actual dimensions will vary depending on model and options selected.
Dimensions: seat width 20.5" seat height from floor 18" back width 18"
seat depth 17.5" chair version 16.5"-20.5" back height 20.5"-23.5"
stool version 23"-31"
Weight: approx. 54-58 lbs.
COM Requirements: 2 yards per chair



FREIGHT PROGRAM
11 or fewer \$25 net per chair
12 or more **free** shipping

TO ORDER, please specify:	model	arm	arm pad	back panel	options	fabric pattern	fabric color	price
EXAMPLE	PRMB09HD	AT/AW	BP	BB	HC01-HD	ANCHORAGE	ONYX 2016	1305

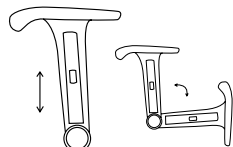
Mechanism Functions

Basic Task - Heavy Duty Version
(1 paddle)
Swivels 360°, pneumatic cylinder seat height adjustment, back depth adjustment.

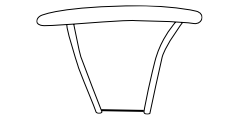
Multi Tilter - Heavy Duty Version
(3 paddles)
Swivels 360°, pneumatic cylinder seat height adjustment, seat and back tilt as unit, free floats in unlocked position, infinite position tilt lock, tilt tension control, internal ratchet back height adjustment, infinite back angle adjustment.

Multi Tilt w/Integrated Seat Slider Heavy Duty Version
(4 paddles)
Swivels 360°, pneumatic cylinder seat height adjustment, seat and back tilt as unit, free floats in unlocked position, infinite position tilt lock, tilt tension control, internal ratchet back height adjustment, infinite back angle adjustment, side activated sliding seat pan.

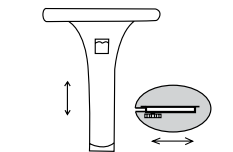
Arm Options



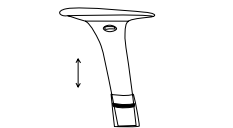
DA drop away



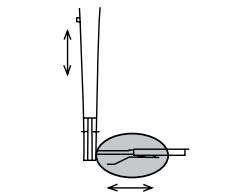
VF fixed
chrome with soft urethane pad



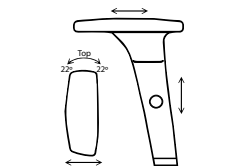
AT/AW adj. T includes
height and width adjustment



ATS adj. T height adjustment



AT/AW adj. T includes
height and width adjustment



MAT/AW multi-function
(no arm pad option)

Arm Pad Options



BAP Buzz arm pad
(default pad if none
specified except for ATS)



BT bullet arm pad

Back Panel Options

- SB Standard upholstered back panel. **(DEFAULT)**
- BB Ballistic nylon back – recommended *(no upcharge)*
- BP Bumper back trim – recommended *(no upcharge)*
Choose from 6 colors. Refer to web site for selection.

Buzz Seating is not responsible for back panel wear or tear regardless of option chosen. For additional back wear protection, BB or BP is recommended. One option is provided without an additional upcharge. If both options are ordered a 45 list upcharge applies. Refer to web site for BP color selections.

DEFAULT IS SB UNLESS SPECIFIED OTHERWISE

Additional Options

MODEL#		ADD
CAL133	California Technical Bulletin 133	160
EF	1" extra seat foam	80
GLBG	Stationary bell glides (set of 5)	45
HC01-HD	Hard floor casters (set of 5)	45
MSLC	Self-braking hard floor casters brake when unoccupied (set of 5)	70
MSRLC	Self-braking hard floor casters brake when occupied (set of 5)	75
SP-HD	Stool package (with PRMB01HD controls only). Includes 8" cylinder and "Sure Grip" footring. Seat height extends from 20"-28".	200
XSP-HD	Ext. stool package (with PRMB01HD controls only). Includes 10" cylinder and "Sure Grip" footring. Seat height extends from 22"-32".	225
FR20	"Sure Grip" footring	100

Warranty: 24/7 Multi-Shift Series

Standard published warranty terms and conditions apply with the following changes: 5 years on all components and 2 years on fabric and foam.

Chair Version



Heavy Duty Multi-Shift

- 24/7 Multi-shift intensive-use environments
 - Heavy-duty components
 - Accommodates most individuals as a high-back chair
- Proportionally scaled seat and back
 - Built for extreme conditions
 - Partial assembly required
 - Memory foam seat

350 lb. Capacity All prices are LIST

Model	Arm Options	Arm Pad Options (default pad in bold)	COM		Upholstery Grade			
			1	2	3	4	5	6
PRHB01HD <small>basic task fixed back</small>	armless	-	1045	1085	1125	1165	1225	1285
Basic task situations that require minimal adjustments. Stool options available on PRHB01HD	DA drop away	BAP , BT	1170	1210	1250	1290	1350	1410
	AT/AW adj. T	BAP , BT	1180	1220	1260	1300	1360	1420
	ATS adj. T	BAP, BT	1185	1225	1265	1305	1365	1425
	ATS/AW adj. T	BAP, BT	1200	1240	1280	1320	1380	1440
	MAT/AW multi-function	-	1245	1285	1325	1365	1425	1485

Ships with heavy duty CC01-HD hooded carpet casters and CY02-HD height cylinder

350 lb. Capacity All prices are LIST

Model	Arm Options	Arm Pad Options (default pad in bold)	COM		Upholstery Grade			
			1	2	3	4	5	6
PRHB08HD <small>multi tilter ratchet back</small>	armless	-	1095	1135	1175	1215	1275	1335
Use in applications that require maximum adjustability. Multipurpose full 6 function ergonomic control. Recommended for its infinite range and ease of adjustments.	DA drop away	BAP , BT	1220	1260	1300	1340	1400	1460
	AT/AW adj. T	BAP , BT	1230	1270	1310	1350	1410	1470
	ATS adj. T	BAP, BT	1235	1275	1315	1355	1415	1475
	ATS/AW adj. T	BAP, BT	1250	1290	1330	1370	1430	1490
	MAT/AW multi-function	-	1295	1335	1375	1415	1475	1535

Ships with heavy duty CC01-HD hooded carpet casters and CY02-HD height cylinder

Most popular (recommended) 350 lb. Capacity All prices are LIST

Model	Arm Options	Arm Pad Options (default pad in bold)	COM		Upholstery Grade			
			1	2	3	4	5	6
PRHB09HD <small>multi tilter ratchet back integrated seat slider</small>	armless	-	1125	1165	1205	1245	1305	1365
Perfect for any application. An all inclusive control at a value price. Includes an internal ratchet back height adjustment and seat slider.	DA drop away	BAP , BT	1250	1290	1330	1370	1430	1490
	AT/AW adj. T	BAP , BT	1260	1300	1340	1380	1440	1500
	ATS adj. T	BAP, BT	1265	1305	1345	1385	1445	1505
	ATS/AW adj. T	BAP, BT	1280	1320	1360	1400	1460	1520
	MAT/AW multi-function	-	1325	1365	1405	1445	1505	1565

Ships with heavy duty CC01-HD hooded carpet casters and CY02-HD height cylinder

Actual dimensions will vary depending on model and options selected.

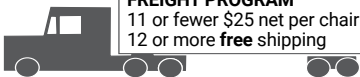
Dimensions: seat width 22" seat height from floor chair version 16.5"-20.5" stool version 23"-31"

back width 20" back height 23.5"-26.5"

Weight: approx. 56-60 lbs.

COM Requirements: 2 yards per chair

FREIGHT PROGRAM
11 or fewer \$25 net per chair
12 or more **free** shipping



TO ORDER, please specify:	model	arm	arm pad	back panel	options	fabric pattern	fabric color	price
EXAMPLE	PRHB09HD	AT/AW	BP	BB	HC01-HD	ANCHORAGE	ONYX	1385

Mechanism Functions

Basic Task - Heavy Duty Version

(1 paddle)
Swivels 360°, pneumatic cylinder seat height adjustment, back depth adjustment.

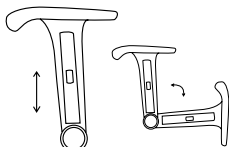
Multi Tilter - Heavy Duty Version

(3 paddles)
Swivels 360°, pneumatic cylinder seat height adjustment, seat and back tilt as unit, free floats in unlocked position, infinite position tilt lock, tilt tension control, internal ratchet back height adjustment, infinite back angle adjustment.

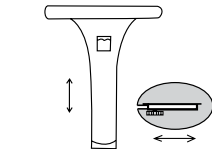
Multi Tilt w/Integrated Seat Slider Heavy Duty Version

(4 paddles)
Swivels 360°, pneumatic cylinder seat height adjustment, seat and back tilt as unit, free floats in unlocked position, infinite position tilt lock, tilt tension control, internal ratchet back height adjustment, infinite back angle adjustment, side activated sliding seat pan.

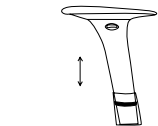
Arm Options



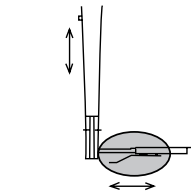
DA drop away



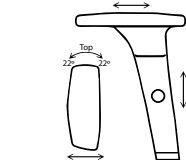
AT/AW adj. T includes height and width adjustment



ATS adj. T height adjustment



ATS/AW adj. T includes height and width adjustment



MAT/AW multi-function (no arm pad option)

Arm Pad Options



BAP Buzz arm pad (default pad if none specified except for ATS)



BT bullet arm pad

Back Panel Options

- SB Standard upholstered back panel. (DEFAULT)
- BB Ballistic nylon back – recommended (no upcharge)
- BP Bumper back trim – recommended (no upcharge)
Choose from 6 colors. Refer to web site for selection.

Buzz Seating is not responsible for back panel wear or tear regardless of option chosen. For additional back wear protection, BB or BP is recommended. One option is provided without an additional upcharge. If both options are ordered a 45 list upcharge applies. Refer to web site for BP color selections.

DEFAULT IS SB UNLESS SPECIFIED OTHERWISE

Additional Options

MODEL#		ADD
CAL133	California Technical Bulletin 133	160
EF	1" extra seat foam	80
GLBG	Stationary bell glides (set of 5)	45
HC01-HD	Hard floor casters (set of 5)	45
MSLC	Self-braking hard floor casters brake when unoccupied (set of 5)	70
MSRLC	Self-braking hard floor casters brake when occupied (set of 5)	75
SP-HD	Stool package (with PRHB01HD controls only). Includes 8" cylinder and "Sure Grip" footring. Seat height extends from 20"-28".	200
XSP-HD	Ext. stool package (with PRHB01HD controls only). Includes 10" cylinder and "Sure Grip" footring. Seat height extends from 22"-32".	225
FR20	"Sure Grip" footring	100

Warranty: 24/7 Multi-Shift Series

Standard published warranty terms and conditions apply with the following changes: 5 years on all components and 2 years on fabric and foam.

PRONTOSeries-Mesh Back

Lifetime Warranty

Heavy Duty

24/7 Multi-Shift

Ships partially assembled.

350 lb. Capacity

All prices are LIST

Model		Arm Options	Arm Pad Options (default pad in bold)	1	COM 2	Upholstery Grade 3	4	5	6
PRM04HD	synchro tilt fixed back	armless	-	900	930	960	1015	1070	1125
		DA drop away	BAP, BT	1025	1055	1085	1140	1195	1250
		ATS adj. T	BAP, BT	1025	1055	1085	1140	1195	1250
		ATS/AW adj. T	BAP, BT	1040	1170	1100	1155	1210	1265
		MAT/AW multi-function	-	1100	1230	1160	1215	1270	1325

HIGHBACK



Upgrades include: Heavy density seat foam with memory foam topper

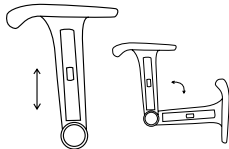
Ships with CC07-SL non-hooded carpet casters and CY06 height cylinder

Mechanism Functions

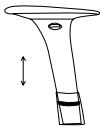
Synchro Tilter

(2 paddles)
Swivels 360°, pneumatic cylinder seat height adjustment, synchronized tilt between seat and back, free floats in unlocked position, 4 position tilt lock, tilt tension control.

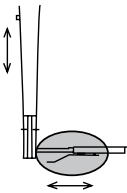
Arm Options



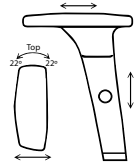
DA drop away



ATS adj. T height adjustment



ATS/AW adj. T includes height and width adjustment



MAT/AW multi-function (no arm pad option)

Arm Pad Options



BAP Buzz arm pad (default pad if none specified except for ATS)



BT bullet arm pad (recommended & default for ATS)

Additional Options

MODEL#		ADD
CAL133	California Technical Bulletin 133	100
EF	1" extra seat foam	80
SS (MESH)	Sliding seat depth adjustment (Not available on stools. AW (adj. width arm brackets) cannot be included if SS (sliding seat depth adjustment) is ordered)	100
GLBG	Stationary bell glides (set of 5)	45
HC07	Hard floor casters (set of 5)	45
*SP	Stool package includes 8" cylinder and "Sure Grip" footing. Seat height extends from 24"-32".	135
FR20	"Sure Grip" footing	100

*When converting to a stool, the tilt feature is disengaged by the factory before shipping.

Warranty: 24/7 Multi-Shift Series

Standard published warranty terms and conditions apply with the following changes: 5 years on all components and 2 years on fabric and foam.

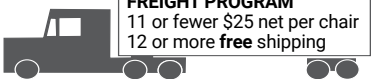
Actual dimensions will vary depending on model and options selected.

Dimensions: seat width 21" back width 20.5"
seat depth 21" back height 22"
seat height from floor 16"-23"

Weight: approx. 40 lbs.

COM Requirements: 1 yard per chair

TO ORDER, please specify:	model	arm	arm pad	options	fabric pattern	fabric color	price
EXAMPLE	PRM04HD	ATS	BT	EF	ANCHORAGE	ONYX	1105





- Upholstered seat
 - Infinite angle lock
 - Tension adjustment
- Weight activated locking casters
 - Partial assembly required



		300 lb. Capacity		All prices are LIST			
Model		COM		Upholstery Grade			
		1	2	3	4	5	6
PR00-CY05	10" cylinder only	885	900	915	930	950	980

PR00-XSP	10" cylinder and foot ring	980	995	1010	1025	1045	1075
----------	----------------------------	-----	-----	------	------	------	------

Ships with MSRLC hooded multipurpose casters

Additional Options		
MODEL#		ADD
CAL133	California Technical Bulletin 133	100
GLBG	Stationary bell glides (set of 5)	N/C



20" Footring

Actual dimensions will vary depending on model and options selected.

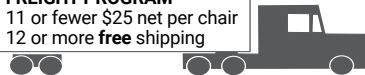
Dimensions: seat width 18"
seat depth 16"
seat height from floor 26"-36"


Weight: approx. 29 lbs.

COM Requirements: 1 yard per chair

TO ORDER, please specify:	model	options	fabric pattern	fabric color	price
EXAMPLE	PR00-CY05	GLBG	DILLON	BLACK	885

FREIGHT PROGRAM
11 or fewer \$25 net per chair
12 or more free shipping



- Upholstered seat and black mesh back
- Synchro-tilt with 4-position lock
- Free floats in unlocked position
- Tilt tension adjustment
- Seat slider
- Adjustable lumbar support
- Multifunction arms on chair
- Height and width adjustable arms on stool
- Non-hooded carpet casters
- 300 lb. capacity
- Ships KD with assembly required
-  Quick Ship (Stock Black Upholstery)



RIK-FAB STK BLK

18"-22"



Stock Black

1045



RIK-FAB-SP STK BLK

Stool*

23"-31"



Stock Black

1180

RIK-FAB-XSP STK BLK

Stool*

25"-35"



Stock Black

1200

All prices are LIST



RIK-FAB

19"-21.5"

1100

COM
2 1140

3 1165

4 1225

5 1285

6 1335



RIK-FAB-SP

Stool*

23"-31"

1235

1275

1300

1360

1420

1470

RIK-FAB-XSP

Stool*

25"-35"

1255

1295

1320

1380


1440

1490

*Stool version non-tilting. Seat-height adjustment only.
Stool ships with 20" footring.



Optional Headrest



Stock Black
Mesh Back



Stock Black
Seat

Additional Options

MODEL#		ADD
RAHR	Adj. headrest black mesh	130
BASE-PAB	Polished aluminum base (raises seat height)	130
HC07	Non-hooded hard-floor casters (set of 5)	45
DA	Drop-away arms (not available on stools)	125

Dimensions

Actual dimensions will vary depending on model and options selected.


seat width: 20"
seat depth: 20"-22.25"
back width: 21"
back height: 23.5"

seat height from floor (chair): 18"-22"
seat height from floor (stool): 23"-31"
seat height from floor (extended stool): 25"-35"
If upgrading to PAB add 1" to seat height.





Weight: Chair 45 lbs
Stool 52 lbs

COM Requirement: 1 yard per chair


TO ORDER, please specify:	model	fabric pattern	fabric color	fabric grade	price	options/cost	total price
EXAMPLE	RIK-FAB	ANCHORAGE	ONYX2016	1	1100	RAHR/\$130	1230

- Black or gray mesh seat and back
 - Synchro-tilt with 4-position lock
 - Free floats in unlocked position
 - Tilt tension adjustment
 - Seat slider
- Adjustable lumbar support
 - Multifunction arms on chair
 - Height and width adjustable arms on stool
 - Non-hooded carpet casters
- 300 lb. capacity
 - Ships KD with assembly required
 -  Quick Ship



Model	Seat Height	Mesh Color	List
<u>RIK-B</u>	18"-22"	 Black	1195
<u>RIK-G</u>	18"-22"	 Gray	1195
<u>RIK-B-SP</u> Stool*	23"-31"	 Black	1330
<u>RIK-B-XSP</u> Stool*	25"-35"	 Black	1345

*Stool version non-tilting. Seat-height adjustment only.
Stool ships with 20" footring.



Dimensions

Actual dimensions will vary depending on model and options selected.

seat width: 20"

seat depth: 20"-22.25"

back width: 21"

back height: 23.5"

seat height from floor (chair): 18"-22"

seat height from floor (stool): 23"-31"

seat height from floor (extended stool): 25"-35"

If upgrading to PAB add 1" to seat height.

Additional Options		
MODEL#		ADD
RAHR	Adj. headrest black mesh	130
BASE-PAB	Polished aluminum base (raises seat height)	130
HC07	Non-hooded hard-floor casters (set of 5)	45
DA	Drop-away arms (not available on stools)	125

Weight: Chair 45 lbs
Stool 52 lbs


TO ORDER, please specify:	model	price	options/cost	total price
EXAMPLE	RIK-B	1195	RAHR/\$130	1325

FREIGHT PROGRAM

11 or fewer \$25 net per chair

12 or more free shipping



- Genuine leather seat and black mesh back
- Aluminum package
- 6 leather colors
- Synchro-tilt with 4-position lock
- Free floats in unlocked position
- Tilt tension adjustment
- Seat slider
- Adjustable lumbar support
- Multifunction arms
- Non-hooded carpet casters
- 300 lb. capacity
- Ships KD with assembly required
-  Quick Ship



RIK-L-BK



Black

1355



RIK-L-LG



Light Gray

1355



RIK-L-DG



Dark Gray

1355



RIK-L-BN



Brown

1355



RIK-L-BE



Blue

1355



RIK-L-RD



Red

1355



Optional Headrest

Dimensions

Actual dimensions will vary depending on model and options selected.

seat width: 20"
seat depth: 20"-22.25"
back width: 21"
back height: 23.5"

seat height from floor: 18"-22"
For black poly black base, subtract 1"

Additional Options

MODEL#		ADD
RAHR	Adj. headrest black mesh	130
BASE-PBB	Poly black base (reduces seat height)	NC
HC07	Hard floor casters (set of 5)	45
DA	Drop-away arms	125

Weight: Chair 46 lbs

TO ORDER, please specify:

EXAMPLE

model

RIK-L-BK

price


1355

options/cost

RAHR/\$130

total price

1485

- Mesh back/upholstered seat
 - Black or gray frame
 - Synchro Tilt
 - Multi-position tilt lock
- Free floats in unlocked position
 - Tilt tension adjustment
 - Seat slider
 - Adjustable lumbar
- 2D arms
 - 300 lb capacity
 -  Quick Ship



RMR01 BK DW/MG

Black

Driftwood Weave



Mineral Gray

795



RMR01 WH SW/MG

White

Driftwood Weave



Mineral Gray

795



RMR02 BK SW/TB

Black

Shadow Weave



Twilight Black

795



RMR02 GR SW/TB

Gray

Shadow Weave



Twilight Black

795

Dimensions

Actual dimensions will vary depending on model and options selected.

seat width:	19"	arm to arm outside:	26"	back width widest point"	20"	Weight: 41 lbs.
seat depth:	19"-21"	front to back outside:	23"	back height:	23"	
seat height from floor:	18.5"-23.5"	base overall:	28"	overall height from floor:	41.5"-46.5"	

TO ORDER, please specify:
EXAMPLE

model
RMR01 BK DW/MG

price
795

FREIGHT PROGRAM
11 or fewer \$25 net per chair
12 or more free shipping



Patent No: US 10,426,269 B1
Patent No: US 10,945,530 B2
Patent No: US 11,812,871 B2

24/7 Multi-Shift

- Provides freedom of movement
 - Heavy-duty components
 - Built to last
- Heavy-duty synchro mechanism
 - Standard and heavy-duty version
 - Ballistic nylon
- Multi-surface casters
 - Drop-away arms
 - Partial assembly required

Extended shipping time required.



350 lb. capacity

350 lb. Capacity All prices are LIST

Model	Arm Options	Ballistic Nylon 3
SH04 <i>synchro/seat slider ratchet back</i>	armless	1710
19-23.5" seat height range.	DA drop away	1835
Ships with 5-prong 27" nylon base and CY02-HD height cylinder		



500 lb. capacity

500 lb. Capacity All prices are LIST

Model	Arm Options	Ballistic Nylon 3
SH04HD <i>synchro/seat slider ratchet back</i>	armless	2085
19-23.5" seat height range.	DA drop away	2210
Ships with 6-prong 27" steel base and CY02-SHD height cylinder		

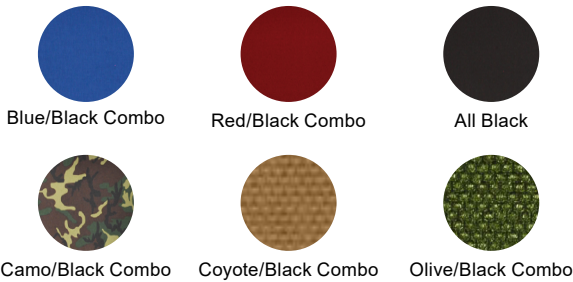


Stool Version
350 lb. capacity

350 lb. Capacity All prices are LIST

Model	Arm Options	Ballistic Nylon 3
SH01HD-SP <i>basic task ratchet back</i>	armless	2200
24.75" - 32" seat height range.	DA drop away	2325
Ships with 6-prong 27" steel base and heavy duty multi-surface casters		

Ballistic Colors



Actual dimensions will vary depending on model and options selected.

Dimensions: seat width 22" back width 22"

seat depth 21"-23.5" back height range 24"-29"

arm to arm (outside): 29.5"

Weight: approx. 59 lbs. chair

approx. 90 lbs. heavy duty chair

seat height range, chair 19.5"-24"

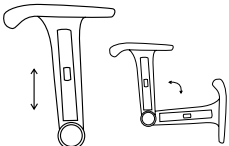
seat height range, stool 24.75"-32"

24/7 Multi-Shift

Mechanism Functions

Synchro Tilter - Heavy Duty Version
(2 paddles)
Swivels 360°, pneumatic cylinder seat height adjustment, synchronized tilt between seat and back, free floats in unlocked position, 4 position tilt lock, tilt tension control, internal 5" ratchet back height adjustment, integrated seat slider.

Arm Options



DA drop away

Arm Pad



BAP Buzz arm pad

Back Panel Options

BB Ballistic nylon back standard
Buzz Seating is not responsible for back panel wear or tear.

Additional Options

MODEL#		ADD
CAL133	California Technical Bulletin 133	165
GLBG	Stationary bell glides (set of 5)	45
MSLC	Self-braking hard floor casters brake when unoccupied (set of 5) (SH04 only)	75
MSRLC	Self-braking hard floor casters brake when occupied (set of 5) (SH04 only)	75
FR20	"Sure Grip" footring	100
PILLOW	Lumbar Pillow	175

Black Ballistic Nylon

outer back panel

lower inner front

3/4 of seat

Standard with ballistic nylon. Buzz Seating is not responsible for back panel or seat fabric normal wear and tear.

Don't be fooled by others.
There is only one patented "Shield Chair".



Patent No: US 10,426,269 B1
Patent No: US 10,945,530 B2
Patent No: US 11,812,871 B2

Warranty: Shield Series

Standard published warranty terms and conditions apply with the following changes: 10 years on all components, 5 years on fabric and foam. If chairs are to be used for multi-shift applications which is defined as use exceeding 8 hours per day, 5 days per week, then multi-shift warranty applies: 5 years on components and 2 years on fabric and foam.

TO ORDER, please specify:	model	arm	ballistic nylon color	price	options/cost	total price
EXAMPLE	SH04	DA	COYOTE	1835	MSLC/\$75	1910

FREIGHT PROGRAM
11 or fewer \$25 net per chair
12 or more **free** shipping

- Chair or stool
 - 360-degree swivel
 - Adjustable seat height
 - Powder-coated steel back bar supports
- Back tilt with tension adjustment
 - Armless or cantilever fixed arms
 - Flexible poly back
 - Hooded carpet casters
- Black nylon base
 - Ships partially assembled
 - 300 lb. weight capacity

All prices are LIST



Model	Arm Options	Upholstery Grade					
		1	COM 2	3	4	5	6
<u>SN</u>	Armless	525	550	580	610	670	725



<u>SN FA</u>	Cantilevered Fixed Arms	560	585	615	645	705	760
--------------	-------------------------	-----	-----	-----	-----	-----	-----



Powder-coated steel
back rest support



Perforated plastic
back shell



FA
Cantilevered Fixed Arms



URSEAT
Urethane seat option



XSP
Extended Stool Package
Seat height 22.5"-33"

Additional Options		
MODEL#		ADD
URSEAT	Black urethane seat	100
XSP	Extended stool package	155
GLBG	Stationary bell glides (set of 5)	45
HC01	Hard floor casters (set of 5)	45
MSLC	Self-braking hard floor casters brake when unoccupied (set of 5)	75
MSRLC	Self-braking hard floor casters brake when occupied (set of 5) (use with plastic base only)	75
CAL133	California Technical Bulletin 133	100

Dimensions
Actual dimensions will vary depending on model and options selected.

seat width: 18"

seat depth: 17"

back width: 18"

back height: 23.5"

overall width: 18" armless

overall width: 23.5" with arms

overall depth: 21.5"

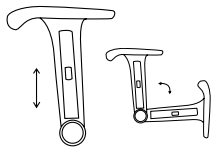
overall height: 35.5" - 40"

seat height from floor: 18.5"-23"

Weight: approx. 24 lbs.

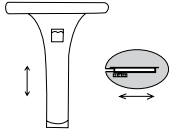
COM Requirement: .75 yard per chair

TO ORDER, please specify:	model	fabric pattern	fabric color	fabric grade	price	options/cost	total price
EXAMPLE	SN FA	DILLON	BLACK	1	560	HC01/\$45	605



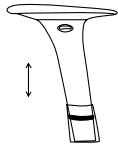
DA Drop Away Adjustable T-Arm

Adjustable 2.5" in height and can be dropped completely rearward with tension adjustment. Available with any arm pad option.
DA add 125 list



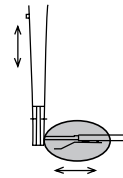
AT/AW Adjustable T-Arm

Traditional style. Adjustable 2.5" in height. Arms can be adjusted out from the seat an additional 2" on each side. Available with any arm pad option.
AT/AW add 135 list



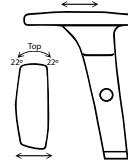
ATS Adjustable T-Arm

Contemporary style. Adjustable 2.5" in height. Available with any arm pad option.
ATS add 140 list



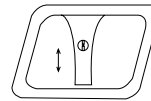
ATS/AW Adjustable T-Arm including Width Adjustment Brackets

ATS contemporary style adjustable T-Arm includes AW adjustable width brackets. Adjustable 2.5" in height. Arms can be adjusted out from the seat an additional 2" on each side. Available with any arm pad option.
ATS/AW add 155 list



MAT/AW Multi-Function Arm

Adjusts 2.5" in height. Pads have center pivot point and rotate 22" in and out (2 separate directions). Additionally, pads slide forward and rearward with 2" of travel. Width adjustable brackets included.
MAT/AW add 200 list



AL Adjustable Loop Arm

Urethane. Adjust 2.5" in height. Use with Big & Tall, Shield, Pronto 24/7.
AL add 200 list

Casters

Definitions

Carpet Caster – Hard wheel for use on soft surfaces such as carpet

Hard Floor Caster – Soft wheel for use on tile, wood, vinyl, concrete or any other hard surface

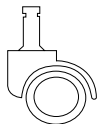
Multi-Surface Caster – Hard wheel for use on all floor types

Locking Caster – Casters do not allow the chair to roll when nobody is seated in chair

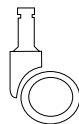
Reverse Locking Caster – Casters do not allow the chair to roll when someone is seated in chair

Hooded Caster – Wheels are covered by a "Hood"

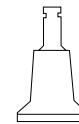
Non-Hooded Caster – Casters are exposed



Hooded Caster



Non-Hooded Caster



Bell Glide

Pronto/Snap/Melo Basic & Medical Stool

Black hooded caster

CC01 – Carpet casters add 45 list / set of 5

HC01 – Hard floor casters add 45 list / set of 5

Jem/Caboodle

Large wheel black hooded caster

CC02 – Carpet casters add 46 list / set of 4

HC02 – Hard floor casters add 46 list / set of 4

Rika/Melo/Pronto Mesh/Dandy/Nifty

Black non-hooded caster

CC07 – Black carpet casters

add 45 list / set of 5

CC07-SL – Black & silver carpet casters

add 45 list / set of 5

HC07 – Hard floor casters add 45 list / set of 5

Jem/Melo Side

Small wheel black caster

CC09 – Black carpet casters add 46 list / set of 4

HC09 – Hard floor casters add 46 list / set of 4

Pronto HD/Shield/Big & Tall

Black non-hooded caster

CC01-HD – Carpet casters add 75 list / set of 5

HC01-HD – Hard floor casters add 75 list / set of 5

Shield HD/Big & Tall HD

Black non-hooded caster

MSSHD – Multi-surface add 75 list / set of 6

Universal Chrome Caster

Chrome hooded caster

CCCH – Carpet casters add 52 list / set of 5

HCCH – Hard floor casters add 52 list / set of 5

Universal Locking Caster

Black hooded caster

MSLC – Multi-surface add 69 list / set of 5

Universal Reverse Locking Caster

Black hooded caster

MSRLC – Multi-surface casters add 75 list / set of 5

Jem/Melo Side


Black nylon caster

GL07 add 29 list / set of 4

Universal Bell Glide

Black nylon glide caster

GLBG add 41 list / set of 5



BAP Buzz arm pad profile
(default pad if none specified
except for ATS)
add **40** list per pair

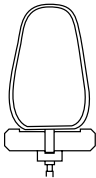


BT bullet arm pad profile
(recommended and default
for ATS)
add **40** list per pair

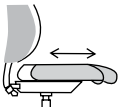
Accessories



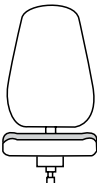
Ballistic nylon back
Can be applied for added strength. Prevents scratching or tearing of fabric. Black in color. Used in place of plastic backs.
BB No upcharge
*ordered in conjunction with **BP** bumper guard
add **50** list
Entire chair - Grade 5 list



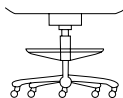
Bumper back trim
Vinyl strip attached to the outer perimeter of the rear back panel of chair to protect against edge back wear. Available in 6 colors that can be color coordinated with fabric or vinyl. Refer to web site for color selections.
BP No upcharge
*ordered in conjunction with **BB** ballistic nylon
add **50** list



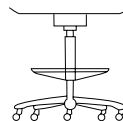
Sliding seat pan
Allows the seat to be adjusted to different depth settings. Permits 2.5" of travel at multiple lock-in points. Refer to specific model for pricing



1" Additional seat foam
Add for increased seat comfort.
EF - Refer to specific series for pricing
MF - Refer to specific series for pricing



Standard stool package
Seat height from floor ranges from 20" to 28". Actual seat heights can vary depending upon model. Footring and 8" travel cylinder included.
SP add **135** list
SP-HD add **196** list



Extended stool package
Seat height from floor ranges from 22" to 32". Actual seat heights can vary depending upon model. Footring and 10" travel cylinder included.
XSP add **150** list
XSP-HD add **219** list



CAL 133
Fire blocker is upholstered over seat and back foam. Refer to specific series for pricing



Headrest
Refer to specific series for pricing

Please refer to specific chair models for available accessory options.

Parts List

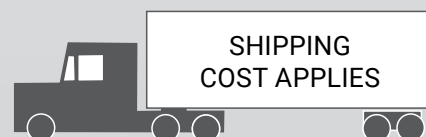
Customer is responsible for shipping cost for parts and upholstery.

Lifetime Warranty

MODEL#	ITEM	LIST PRICE
ARMS		
DA	Drop away (complete) - specify pad	125 pair
AT/AW	Adjustable height & width (complete) - specify pad	135 pair
ATS	Contemporary adjustable height (complete) - specify pad	140 pair
ATS/AW	Contemporary adjustable height & width (complete) - specify pad	155 pair
MAT/AW	Multi-Function height & width (complete)	200 pair
AW	Adjustable width brackets *when purchased separately	30 pair
AL	Adjustable height loop	200 pair
BAP	Buzz Arm Pad (replaced Diamond Pad)	40 pair
BT	Bullet Pad	40 pair
RMFA	Rika multi function height adjustable	115 pair
CYLINDER		
CY00	Specialty - 2.5" Travel	35 ea
CY01	Bantam/Petite - 3" Travel	35 ea
CY02	Pronto MB & HB - 5" Travel	41 ea
CY02-CH	Pronto MB & HB/Pronto Mesh/Melo/Medical Chrome - 5" Travel	52 ea
CY02-HD	Pronto Heavy Duty - 5" Travel	58 ea
CY02-HD2	Shield/Big & Tall - 5" Travel	58 ea
CY02-SHD	Shield/Big & Tall Super Heavy Duty - 5" Travel	127 ea
CY03	Chair/Stool - 7.5" Travel	46 ea
CY04	Stool - 8" Travel	41 ea
CY04-CH	Stool Chrome - 8" Travel	58 ea
CY04-HD	Stool Heavy Duty - 8" Travel	100 ea
CY05	Extended Stool - 10" Travel	64 ea
CY05-CH	Extended Stool Chrome - 10" Travel	81 ea
CY05-HD	Extended Stool Heavy Duty - 10" Travel	125 ea
CY06	Melo/Pronto Mesh - 4" Travel	46 ea
CY06-CH	Melo/Pronto Mesh Chrome - 4" Travel	46 ea
CY06-HD	Melo/Pronto Mesh Heavy Duty - 4" Travel	58 ea
CY07	Rika Short / Nifty - 3" Travel	46 ea
CY08	Rika Standard - 4" Travel	46 ea
CY09	Rika Tall - 5" Travel	46 ea
CY10	Dandy - 5" Travel	46 ea
CY13	Medical/Snap - 5" Travel	41 ea
CY14	Melo Basic - 5" Travel	41 ea
CY16	LOD20 - Auto Return	46 ea
CY17	LOD40 - 2.5" Travel	46 ea
CY18	Nifty - 4" Travel	46 ea
CY19	LOD50/60/70 - 5" Travel	46 ea
CY20	LOD80 - 2.75" Travel	46 ea
CY22	Rika Short Leather - 3.5" Travel	46 ea
COVER	Cylinder Cover Can	35 ea

MODEL#	ITEM	LIST PRICE
BASE		
BASE22	22" Poly Base in Blk, Dk Gray, Lt Gray, Sand Medical	52 ea
BASE22-A	22" Polished Aluminum Base Medical/Snap (not available on stools)	115 ea
BASE23	23" Poly Black Base Snap	52 ea
BASE24	24" Poly Black Base Bantam/Petite/Urethane	52 ea
BASE24-M	24" Poly Base in Blk, Dk Gray, Lt Gray, Sand Medical/Snap	52 ea
BASE25-TH	25" Thunder Poly Black Base Melo/Pronto Mesh	52 ea
BASE25-THA	25" Thunder Polished Aluminum Base Melo/Pronto Mesh	115 ea
BASE26	26" Poly Black Base Pronto MB/HB	52 ea
BASE26-A	26" Polished Aluminum Base Pronto MB/HB	115 ea
BASE27.5-HD	27.5" Poly Black Base Big & Tall/Shield	75 ea
BASE27.5-SHD	27.5" Steel Black Base Big & Tall HD/Shield HD	219 ea
BASE-PAB	Rika Polished Aluminum Base	115 ea
BASE-PBB	Rika Poly Black Base	52 ea
BACO	Base Collar (adds 3/4" to seat height)	6 ea
MISCELLANEOUS		
FR20	20" Sure Grip Foot Ring	100 ea

Contact Customer Service for parts not shown.



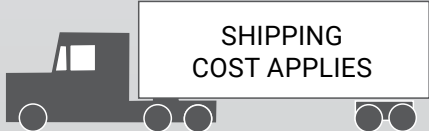
Customer is responsible for shipping cost for parts and upholstery.

Parts List

Customer is responsible for shipping cost for parts and upholstery.

Lifetime Warranty

MODEL#	ITEM	LIST PRICE
CARPET CASTERS		
CC01	Hooded Carpet Caster (Black) Pronto/Urethane/Snap/Melo Basic	40 set of 5
CC01-HD	Carpet Heavy Duty Caster (Black) Pronto HD/Big & Tall/ Shield	75 set of 5
CC02	Hooded Carpet Caster (Black) Large Wheel Caboodle/Jem	45 set of 5
CC07	Carpet Caster (Black) Dandy/Nifty/Melo/Pronto Mesh/Rika	45 set of 5
CC07-SL	Carpet Caster (Black & Silver) Melo/Pronto Mesh	45 set of 5
CC09	Carpet Caster (Black) Small Wheel Jem/Melo Side	45 set of 5
CCCH	Carpet Caster (Chrome)	55 set of 5
HARD FLOOR CASTERS		
HC01	Hooded Hard Floor Caster (Black) Pronto/Urethane/Snap/Melo Basic	45 set of 5
HC01-HD	Hard Floor Heavy Duty Caster (Black) Pronto HD/Big & Tall/Shield	75 set of 5
HC02	Hooded Hard Floor Caster (Black) Large Wheel Caboodle/Jem	45 set of 5
HC07	Hard Floor Caster (Black) Dandy/Nifty/Melo/Pronto Mesh/Rika	45 set of 5
HC09	Hard Floor Caster (Black) Small Wheel Jem/Melo Side	45 set of 5
HCCH	Hard Floor Caster (Chrome)	55s set of 5
GLIDES		
GL01	Glide (Black Nylon) Flite	12 set of 4
GL02	Glide (Black Nylon) Jem (short)/Jem Arm Hole Covers	12 set of 4
GL03	Glide (Black Nylon) Melo Side (short)	12 set of 4
GL05	Glide (Black Nylon) LOD20	12 set of 4
GL06	Glide (White Nylon) LOD151/157	12 set of 4
GL07	Glide (Black Nylon) Jem/Melo Side (tall)	29 set of 4
GLBG	Stationary Bell Glide	45 set of 5
GLRF	Rubber Feet	35 set of 4

MODEL#	ITEM	LIST PRICE
MULTI-SURFACE CASTERS		
MS02	Multi-Surface Caster (Black) LOD40/LOD50	45 set of 5
MS03	Multi-Surface Caster (Black) LOD60/LOD70/LOD80	45 set of 5
MSLC	Multi-Surface Locking Caster (Black) *Breaks when not seated	75 set of 5
MSRLC	Multi-Surface Reverse Locking Caster (Black) *Breaks when seated	75 set of 5
MSSH D	Multi-Surface Super Heavy Duty Caster (Black) Big & Tall HD/Shield HD	75 set of 6
UPHOLSTERY		Net Price
Grade 1	Specify Pattern/Color	35 per yd
Grade 2	Specity Pattern/Color	45 per yd
Grade 3	Specify Pattern/Color	50 per yd
Grade 4	Specify Pattern/Color	60 per yd
Grade 5	Specify Pattern/Color	75 per yd
Grade 6	Specify Pattern/Color	95 per yd
Ballistic Nylon	Specify Color	50 per yd
Contact Customer Service for parts not shown.		
		
Customer is responsible for shipping cost for parts and upholstery.		

Accessories	70	Pronto 24/7 Mesh-Back Chair	60
Arm Options.....	69	Pronto 24/7 Mesh-Back Stool.....	60
Arm Pad Options	70	Pronto 24/7 Midback Chair	56-57
Big & Tall.....	8-11	Pronto 24/7 Midback Stool	56-57
Brella Chair.....	12	Rika Leather Seat/Mesh Back Chair	64
Brella Stool	13	Rika Mesh Seat/Mesh Back Chair.....	63
Caboodle Nesting Chair	14	Rika Mesh Seat/Mesh Back Stool	63
Caster Options.....	69	Rika Upholstered Seat/Mesh Back Chair	62
Cloud Chair.....	15	Rika Upholstered Seat/Mesh Back Stool.....	62
Cloud Stool	16	Rumor.....	65
Customer's Own Material (COM) Form	7	Shield Law Enforcement	65-67
Customer's Own Material (COM) Instructions	6	Snap Chair.....	68
Dandy	17	Snap Stool	68
Dapper.....	18-19	Terms & Conditions	4-5
Dental Stool	22-23		
Flite 2.0 Stacking Chair	20-21		
General Purpose Stool	22-23		
GSA Contract.....	3		
Jem.....	24		
Jem+3.....	25		
Jem+6.....	26		
Jem Bar Stool	29		
Jem Counter Stool.....	27-28		
Keen	30		
Leather On Demand	31-32		
Lineup Nesting Chair	33		
Medical Stool	22-23		
Melo Basic	35		
Melo Side Chair	34		
Melo Task	36-37		
Melo Task Stool	36-37		
Nifty Chair.....	38		
Nifty Stool	38		
Parts List.....	71-72		
Polyurethane Stool	39		
Pronto Bantam.....	40-43		
Pronto Highback Chair	52-55		
Pronto Highback Stool.....	52-53		
Pronto Midback Chair	48-51		
Pronto Midback Stool	48-49		
Pronto Petite Chair	44-47		
Pronto Petite Stool.....	44-45		
Pronto Sit Stand	61		
Pronto 24/7 Highback Chair	58-59		
Pronto 24/7 Highback Stool.....	58-59		



Buzz Seating Inc.

**PO Box 31379
Cincinnati, OH 45231**

Phone: 877-263-5737

Fax: 513-772-7328

buzzseating.com

